



## REFEREE – ALPINE 2017-2018

### STUDY GUIDE

*This Study Guide is intended as an educational and review aid for individuals interested in alpine officiating. Downloading, printing and reading the Study Guide must not be substituted for actual attendance at a U.S. Ski & Snowboard-approved Clinic or used as a replacement for actual instruction at any U.S. Ski & Snowboard-approved Clinic.*

#### REFERENCE PUBLICATIONS:

1. U.S. Ski & Snowboard Alpine Competition Regulations (ACR)
2. ICR of the FIS, Online Edition
3. ICR Precisions, if published
4. U.S. Ski & Snowboard Alpine Officials' Manual (AOM)

**\*NOTE:** ACR mirrors, when possible, ICR numbering. U.S. Ski & Snowboard exceptions have a “U” preceding the rule number; the “U” is a part of the number.

#### CERTIFICATION EXAMINATION:

Referee Certification Examination will be available at U.S. Ski & Snowboard-approved Alpine Officials' Clinics. Allowed time limit is 2.5 hours. The examination is open book and, unless an exception is granted by the respective AO Chair, it must be administered only at scheduled Clinics. It is NOT A TAKE HOME EXAM!

*Allowing use of computers in order to complete calculations or “search” rule books is strongly discouraged; the only items that may be carried into the examination are pencils, calculators, rule books and continuing education materials.* Completed examinations must be retained by the Clinic examiners; they are not returned to the individuals taking them. Please refer to Region/Division/State publications for schedules. *The Study Guide is not intended as a replacement for taking notes for use during an open-book examination at any U.S. Ski & Snowboard-approved Clinic.*

If you have problems with this Study Guide or have suggestions for improvements, please contact the current Chair of the Alpine Officials' Education Working Group. Thank you.

The current Chair is: Lucy Schram  
[aoewgchair@gmail.com](mailto:aoewgchair@gmail.com)

**U.S. SKI & SNOWBOARD**  
**REFEREE - ALPINE**  
**2017-2018**

There is much information available to us - no one can possibly know it all. What we **SHOULD** know is **WHERE** to find it. Most of the sections of this Study Guide require research by the user. This will aid in the ability to understand the layout of the applicable rule books and publications and will reinforce their content.

**REFERENCE DOCUMENTS:**

The following reference items can be found at the end of this Study Guide and are placed in the order in which they are referenced. Document numbering is not sequential because it agrees with document numbering in the updated “Master Packet of Forms” (MPF) which can be found on the U.S. Ski & Snowboard website. It is suggested that forms be printed for easy reference while using the Study Guide.

- 36. Minutes of Jury Decision (Protest)
- 37. Minutes of Jury Decision (Without Protest)
- 27. Start/Finish Referee Recording Form  
Early/Late Starts **[613.7]**
- 61. & 62. “Fault/Only” Gate Judge Card/Instructions
- 63. & 64. “Fault/No Fault” Gate Judge Card
- 34. Report by the Referee
- 35. Protest Form  
How to Prepare a Second Run Start List **[621.11.2]**
- 23. Program/Team Captains Meeting Minutes – non-FIS
- 22. Checklist for Team Captains Meeting
- 17. Guidelines Equipment Control & Protest – non-FIS  
Jury Problems

**I. The Jury [601.4 - 601.4.8, U603.1.1, 203.2, AOM, Chapter IV- Race Organization]**

**A. Membership & Certification Requirements**

- 1. **U.S. SKI & SNOWBOARD-SANCTIONED NON-FIS EVENTS:** Jury members, Jury Advisors (Start & Finish Referees), Chief of Course, Course Setters, Chief of Timing & Calculations and Race Administrator are required to be ***current members of U.S. Ski & Snowboard and appropriate certified*** for the position they are filling. *Unless an exception has been granted, (e.g. CAN/AM events), coaches must be Coach Members in order to participate in any capacity at any U.S. Ski & Snowboard-sanctioned event, e.g. on-hill coaching.*

Competitors are required to have an appropriate current competitor’s U.S. Ski & Snowboard membership. Forerunners must also have an appropriate U.S. Ski & Snowboard membership: e.g. Competitor, Masters or General Member or Short Term. ***Qualified members of foreign federations recognized by FIS must hold a valid U.S. Ski & Snowboard membership in order to take part in any capacity at a U.S. Ski & Snowboard-sanctioned non-FIS event.***

- 2. **U.S. SKI & SNOWBOARD-SANCTIONED FIS EVENTS:** The above requirements for race officials also apply for FIS events. In addition, *when a foreign FIS Federation lists a foreign coach on their FIS entry form, the Federation is certifying that the coach has the knowledge and ability to fulfill the duties of a Team Captain: e.g. serve as a Jury member or set a course; this satisfies the “qualified member of foreign federation” requirement for FIS events.*

Competitors are required to be FIS inscribed. U.S. Ski & Snowboard members who are **not** FIS inscribed and who are serving as Forerunners **must** sign the “FIS Athlete’s Declaration”.

- 3. Any U.S. Ski & Snowboard Coach or Official member whose membership number on the U.S. Ski & Snowboard website ***is marked “PENDING”, indicates that the member has not completed membership requirements, e.g. “Fast Start Coaching Course” and/or background***

*screening, and they must not be appointed to serve as Jury members, Jury Advisors, Chief of Course or Course Setters.*

4. For all U.S. Ski & Snowboard-sanctioned events – both scored and non-scored – U.S. Ski & Snowboard members serving as Referee, Assistant Referee and Course Setter(s) must be U.S. Ski & Snowboard certified Referees. *The Chief of Race must be certified either as a Chief of Race, Referee or Technical Delegate.*
  5. For all U.S. Ski & Snowboard events – non-scored and scored, U.S. Ski & Snowboard members serving as Start or Finish Referee must either be a certified Referee, Jury Advisor or Chief of Race.
  6. Failure to comply with membership requirements will invalidate event liability insurance.
  7. *U.S. Ski & Snowboard membership for both new and renewing members is processed online by completing the following:*
    - ❖ **U.S. Ski & Snowboard User Account must be created**
    - ❖ **Registration must be submitted only by those 18 & older**
    - ❖ **Registration must be submitted by an authorized credit card holder**
    - ❖ **Primary medical/accident insurance information must be submitted**
    - ❖ **Non-certified Coaches must review and complete “Fast Start Coaching Course”**
    - ❖ **U.S. Ski & Snowboard’s “Assumption of Risk and Release of Liability” must be reviewed and accepted**
    - ❖ **U.S. Ski & Snowboard’s “Concussion Policy” must be reviewed and accepted**
    - ❖ **U.S. Ski & Snowboard’s “Child Protection Safe Sport Guidelines” must be reviewed and accepted**
    - ❖ **Individuals whose membership application requires background screening or “Fast Start Coaching Course” will be directed to a link that will initiate the processes upon acceptance of the membership application by U.S. Ski & Snowboard.**
1. **In order to secure members’ personal information, Member Tools: Club Roster, Member Lookup, Member List, and Card Print, login will be required. “Chat Support” is available for online registration.**

**B. Composition of the Jury**

1. Technical Delegate (TD): **[211.2, 601.4.9]**. The Technical Delegate is assigned to an event by the appropriate U.S. Ski & Snowboard Region or Division in accordance with U.S. Ski & Snowboard/FIS directives and is the official representative of the governing body (U.S. Ski & Snowboard). Upon appointment, the Technical Delegate becomes a member of the Organizing Committee (OC). The role of the TD is to make sure that the rules and directions of the governing body (U.S. Ski & Snowboard and/or FIS) are observed, to see that the event runs smoothly, to verify that the requirements of the Homologation report - specifically, but not limited to, installation of recommended on-hill competitor security/protection measures - are met, to advise the organizers within the scope of their duties.
2. Referee (RF): The Referee is appointed by the Technical Delegate and upon appointment, becomes a member of the OC. The Referee supervises the draw, receives Start and Finish Referee reports and posts his signed report which includes breach of rules and disqualifications

of competitors to the official notice board after each run. *The Referee is generally considered as the competitors' representative on the Jury and should be a coach present for the event.*

3. \*Assistant Referee - Speed events only: The Assistant Referee is appointed by the Technical Delegate and upon appointment, becomes a member of the OC. The Assistant Referee has rights and responsibilities equal to those of the Referee. *The Assistant Referee is generally considered as the competitors' representative on the Jury and should be a coach present for the event.*
4. Chief of Race (CR): is the responsible authority for the management of the entire event.

#### **C. Appointment of the Jury [601.4]**

1. World Championships and Olympic Winter Games [601.4.1]
  - a. Who names the Referee, Assistant Referee, Start and Finish Referees? [601.4.1.1]
  - b. Is a lady necessary on the Jury? [601.4.2.3]
  - c. Are there special considerations concerning the appointment of members of this Jury? [601.4.1.2]
2. World Cup Races [601.2, 601.4.2] **REFER TO WC RULES**
3. Other U.S. Ski & Snowboard and FIS Races [601.1, 601.2.3]
  - a. Who names the Referee for technical events and the Referee and Assistant Referee for speed events? [601.2.3, 601.4.2.2]
  - b. Are the Technical Delegate, Referee, and Assistant Referee also members of the Organizing Committee? [601]
  - c. Who names the Start and Finish Referees? [601.3]
  - d. Can the Start and Finish Referees be members of the organizing club?
  - e. Is a lady necessary on a Jury? [601.4.2.3]
4. Exclusions. [601.4.3] Are there any reasons why a person may be excluded from serving on a Jury? [601.4.3.1]
5. Team Captains or Trainers on the Jury
  - a. How does a Team Captain become eligible to serve on a Jury? [604.2]
  - b. What responsibilities could this eligibility include?
  - c. Should fulfill accepted duties as member of the Jury or Course Setter [603.2, 604.2.2]
  - d. Can a Jury member be sanctioned? [223.2.1]

#### **D. Meetings, Tenure and Voting [601.4.4, AOM, Chapter III]**

1. Meetings of the Jury [601.4.4]
  - a. When is the first meeting of a Jury? [601.4.4.1]
  - b. Other Jury meetings are usually held:
    - 1.) After course inspections
    - 2.) After each run
    - 3.) End of race or in case of race halt
    - 4.) To rule on Protests when appropriate [601.4.6.1, 646.1]
    - 5.) DH - daily, prior to Team Captains' Meeting
  - c. Who is present at a Jury meeting?
    - 1.) Witnesses as appropriate [646.2]
    - 2.) Can videotape be used? [646.2, 670]
    - 3.) Does an individual facing a penalty need to be offered an opportunity to present a defense? [224.7]
    - 4.) Is eye-witness testimony acceptable? [U640.1]
    - 5.) Race Secretary or Jury Secretary [601.3.7]

2. How long is the Jury active? [601.4.4.1, 601.4.4.2]
3. Voting rights and responsibilities of the Jury [601.4.6]
  - a. World Championships and Olympic Winter Games [601.4.5.1]
  - b. For U.S. Ski & Snowboard and other FIS races [601.4.5.2]
  - c. What kind of vote is needed to determine a decision of the Jury?
    - 1.) Regular Jury decisions: Simple majority [601.4.5.3]
    - 2.) Protest decision: Majority voting members [646.3]
  - d. What happens in case of a tie vote? [601.4.5.4, 646.3]
  - e. **Signing** Minutes of Jury Decisions (Protest) and (Without protest) and **indicating vote** [601.4.5.5] (Refer to #34. Minutes of Jury Decision (Protest) and #35. Minutes of Jury Decision (Without Protest))
  - f. In what instance can a Jury member make a decision without consulting other Jury members? What should be done to confirm this decision? [601.4.5.7]
  - g. For situations not clearly covered in the ICR, how is a decision rendered? [601.4.7]
  - h. What is the rule concerning Jury radios? [601.4.8]
4. What is “**due process**”? Due process is "the conduct of formal proceedings according to established rules and principles for the protection and enforcement of private rights, including notice and the right to a fair hearing before a tribunal with the power to decide the case." (Gary Wright, Attorney at Law) The Jury shall provide the athlete a full and complete opportunity to present his or her side of the case before imposing any sanctions. A Jury decision that has not included due process is subject to appeal. [224.7]

**E. Duties of the Jury as a Whole [601.4.6, AOM, Chapter III - Rules, The Jury, And The Technical Delegate & Chapter IV - Race Organization]**

1. Technical Standpoint [601.4.6.1]
2. Additional Duties for Downhill [601.4.6.1]
3. Organizational Standpoint [601.4.6.2]
4. Disciplinary Standpoint [601.4.6.3]
5. U.S. Ski & Snowboard Exceptional Athlete Ski Up Applicants [U607.5 – U607.6.1] At all U.S. Ski & Snowboard events, including training, an athlete who is not “age-eligible” for the vertical drop of the actual course set on the piste must not be allowed to participate in competition or training as a competitor or forerunner.

The “U.S. Ski & Snowboard Exceptional Athlete ‘Ski Up’ Assumption of Risk, Release and Indemnity Agreement” allows exceptional athletes to compete in an age group competition with a class of competitors which are older than the age group designated by U.S. Ski & Snowboard. The intention of the authorization is to accommodate the very top athletes nationally, *but only in the events in which they are normally eligible and only in the specific competitions authorized by the U.S. Ski & Snowboard National Development Director (September 2001 ASC).*

Ski Up Agreements must be processed by the Regional Office, cannot be applied for onsite, and are not accepted by all U.S. Ski & Snowboard Regions/Divisions. A copy of the approved Agreement must accompany the entry. *FIS does not recognize requests to ski up in class.*

6. General Jury Responsibilities
  - a. Forerunners [605, 601.4.6.1]
    - 1.) Number of forerunners [605.1, 601.4.6.1]
    - 2.) Forerunner requirements [605.2 - 605.4]
    - 3.) When appointed, are members of the Organizing Committee

**NOTE:** 605.1 states *Forerunners should have the ability to ski the course in racing fashion; Downhill forerunners should start all training runs.*

- 4.) Jury determines start order [605.5, 601.4.6.1]
  - 5.) Additional forerunners [605.1, 605.5]
  - 6.) Times of the forerunners [605.6]
  - 7.) Report to Jury [605.7, 601.4.6.1]
  - 8.) Forerunners are not permitted to start in the competition [605.4]
- b. Course Specifications
- 1.) Downhill [700]
  - 2.) Slalom [800]
  - 3.) Giant Slalom [900]
  - 4.) Super G [1000]
  - 5.) Alpine Combined [1100]
  - 6.) Youth Kombi [U1259]
  - 7.) Parallel [1220]

**NOTE:** For *CURRENT* course specifications: Gate counts for U.S. Ski & Snowboard events are based on types of gates/distance between successive gates/distance from turning pole to turning pole. Refer to current “Course Setting Specifications (Scored and Non-Scored) on the website [usskiandsnowboard.org](http://usskiandsnowboard.org) or in the current Alpine Competition Guide. For FIS events, refer to current ICR and its current Precisions

- c. Downhill Training
- 1.) Qualified competitors entered for the competition must have been entered *and drawn* in all official training runs [704.1]
  - 2.) 3 days should be scheduled [704.2]
  - 3.) In case of *force majeure* [704.2.1] may be reduced to less than 3 days
  - 4.) Must training be held on consecutive days? [704.2.2]
  - 5.) *Participation* in at least one timed training run [704.8.3]
  - 6.) “Special Training Runs”: Every training run must have a U.S. Ski & Snowboard race code (FIS events also require a FIS codex); this is verification event liability insurance is in effect. If one or more athletes have not participated in at least one timed training run and the Jury wishes to allow them to race, the following procedure must be followed:
    - a) U.S. Ski & Snowboard must be contacted; if required, they will contact FIS
    - b) Race code/codex numbers must be assigned
    - c) Program must be prepared to allow the staging of an additional training run
    - d) ALL athletes must be afforded the opportunity to start in the additional training run
    - e) ALL training-related documents: XML file, Program, Jury Minutes must be filed as required
- d. Course Inspection [603.7.3, 603.7.4, 614.3.2]
- 1.) Downhill [703.2.3, 704, 705.1]
  - 2.) Slalom [603.7.4]
  - 3.) Giant Slalom [603.7.4]
  - 4.) Super G [603.7.4]
- e. Inspection Procedure [614.3.2]
- 1.) Downhill
  - 2.) Official Training
  - 3.) Slalom
  - 4.) Giant Slalom
  - 5.) Super G
- f. Reruns [623]
- 1.) Who is empowered to allow a rerun?
  - 2.) How can a racer get a rerun? [623.1]
  - 3.) Racer can request a rerun if:

- a.) Hindered/interference [623.1.1, 623.2 - .7]
- b.) Racer must stop immediately [623.1.1]
- c.) Racer must report to nearest Gate Judge
- d.) Racer's coach may also make the request [623.1.1]
- 4.) Provisional until approved by Jury [623.3.1]
- 5.) Validity of a Rerun [623.3]
  - a.) What factors determine the validity of a rerun? [623.3]
  - b.) Penalty for unjustified request for rerun? [628.7]
- 6.) What is the start time for a rerun? [623.4]
  - a.) Regular (fixed) interval starts [623.4.1]
  - b.) Irregular (non-fixed) starts [623.4.2, 805.3]

*Jury member/advisor should remind competitors being allowed a provisional start/run of their “provisional” status. Only the Jury can confirm the validity of a provisional start/run and failure to identify the start/run as “provisional” is automatic acceptance.*

## II. JURY ADVISORS

### A. Technical Advisor

The Committee for Alpine Skiing may appoint a Technical Advisor for all categories of races. This official supports the Jury, has the right to express an opinion within the Jury, but has no vote. [601.4.11]

### B. The Start Referee as a Jury Advisor in the Start Area [601.3.3, 613, AOM, Chapter III – Rules, The Jury, And The Technical Delegate]

**NOTE:** *Reserve bibs are to be available at the Start as replacement bib(s) for competitor(s) who do not have their assigned bib(s).*

“Jury Advisor” is a U.S. Ski & Snowboard distinction used to recognize two officials who, with the exception of high-level events such as World Championships and Olympic Winter Games, are not voting members of the Jury but who have the duty to supervise a necessary portion of the race arena. The Start Referee is authorized to allow provisional starts for delayed competitors in cases of *force majeure* but defers to the Jury in cases of doubt. Both Jury Advisors notify the Jury when situations arise that may require provisional reruns and, report violations of rules that may result in sanctions. (At high-level events such as World Championships and Olympic Winter Games, the Start Referee and the Finish Referee are members of the Jury and do have a vote.) *The term “Jury Advisor” is not found in the ICR and is not to be confused with the “Eyes of the Jury”. The “Eyes of the Jury” are Connection Coaches who are appointed to assist the Jury for Downhill and Super G; depending on terrain and course set, they may also be appointed for Giant Slalom.*

In addition to appropriate U.S. Ski & Snowboard membership, Jury Advisors for U.S. Ski & Snowboard-scored events must either be a certified Referee, Jury Advisor or Chief of Race.

1. When does a Start Referee begin and end their duties? [601.3.3]
2. Does the Start Referee have radio contact with the Jury? [601.4.8]
3. What are the general duties of the Start Referee? [601.3.3] (**Refer to #27. Start/Finish Referee Recording Form**)
4. Competitors will not be permitted to start (NPS) in any competition if they are in violation of rules in regard to the Specifications for Competition Equipment (missing ski brakes, missing ski pole baskets, etc.), or who do not wear a crash helmet that conforms to the current rules. U14 and older competitors in all U.S. Ski & Snowboard-sanctioned events – both scored and non-scored – must wear helmets in DH, SG and GS that conform to FIS specifications (helmet must have a FIS label attached).

- C. **“Start Stop” And Its Procedures [705.5]** Information regarding “start stop” commands is found in the yellow flag section of DH rules; yellow zones may also be found on SG courses. “Start stop” commands are applicable at all levels of competition.

**NOTE:** It is important that the Technical Delegate confer with the Chief of Race and respect area-specific race crew radio protocol; e.g. “Copy”, “Acknowledged” or “Confirmed”.

1. The command “Start Stop!” is called via radio by a Jury member, Eyes of the Jury (a coach positioned at a yellow flag zone) or Jury Advisor when it is necessary to control the departure of the next racer – usually because the preceding racer has fallen and the racer or racer’s equipment is blocking the course. When this command is issued, the Start Referee must immediately close the start.
2. The command “Start Stop, Yellow Flag Stop!” is called via radio by the Jury member, Eyes of the Jury or Jury Advisor who called the “Start Stop” when it is necessary to control the departure of the next racer and also to “Yellow Flag” (stop) a racer who is already on course – again, because the preceding racer has fallen and the course may be blocked. When this command is issued, the Start Referee must immediately close the start.
3. The Start Referee must immediately, and in a concise manner, respond via radio:
  - a. That the start is closed, and
  - b. Must state the start number of the last competitor to have started as well as
  - c. The start number of the competitor held at the start.

**Example: “start stop confirmed, number 23 on course, number 24 at the start”.** (Additional verbiage is discouraged because the Jury channel must be kept clear.)
4. When “Start Stop” or “Start Stop/Yellow Flag Stop” is called, Ski Patrol assigned to the event and in radio contact with the Jury, is on alert medical assistance may be required.
5. If the Jury/Eyes of the Jury/Jury Advisor call for medical assistance:
  - a. Ski Patrol assigned to the event first verifies that the course is clear, e.g.: no racer is on course!
  - b. Once Ski Patrol assigned to the event has verified that it has a clear course, it responds to the call for medical assistance.
  - c. **SKI PATROL ASSIGNED TO THE EVENT - NOT COACHES/TRAINERS/OFFICIALS/PARENTS / OTHER COMPETITORS - ARE THE FIRST RESPONDERS!**
6. The individual (Jury member, eyes of the Jury or Jury Advisor) who called the “Start Stop” or “Start Stop, Yellow Flag Stop” is responsible for releasing the course hold.
7. The course is reopened at the direction of the Jury: either from top to bottom, bottom to top or from the position where the incident requiring the “Start Stop” occurred.
8. Technical Delegate is responsible for confirming all Jury members, Eyes of the Jury and Jury Advisors have reviewed and are aware of “Start Stop” and “Start Stop/Yellow Flag Stop” procedures.

### **RADIO COMMUNICATION PROTOCOL**

The following protocol is intended for review and use as a working document to be enhanced and revised in an effort to promote the clearest, most expedited communication for races. Further, the TD should communicate with the OC on who is ‘leading’ calls, or if they want the TD to lead.

**Start Stop – Simple:** All activity contained in one section of the course in view of the Jury Member.

- Jury Member – “Start Stop! Start Stop!”
- Start Referee – “Start is stopped. Racer 32 on course, holding 33 in the gate.”
- Jury member – Identifies the issue for the stop (Example: “Racer 31 lost his ski pole in the track of the Roundhouse Turn. Course crew has retrieved it.”)
- Jury member – “(Location) is clear. Resume Start.”
- Start Referee – “Start is clear, resuming with racer 33 on next interval.”



**Start Stop – Complex:** Activity at more than one section of the course.

- Jury Member – “Start Stop! Start Stop!”
- Start Referee – “Start is stopped. Racer 10 on course, holding 6 in the gate.”
- Jury Member – “Athlete lost a ski and went into the net in the Roundhouse Turn. We will need course repair including (# needed) B-net poles after racer 10 passes.”
- Jury Member – “Repair is complete. (Location) is clear. Resume start.”
- Start Referee – “Confirm (location) is clear. Please clear from the finish up. Timing?” (Each Jury Member or Jury Advisor clears their section moving up the hill).
- Start Referee – “Start is clear, resuming with racer 6 on next interval.”

**Start Stop - Yellow Flag**

- Yellow Flag Jury Member– “Start Stop, Start Stop, Yellow Flag!”
- Start Referee – “Start is stopped. Racer 56 on course, holding 57. Yellow flag 56!”
- Yellow Flag Jury Member – “Yellow flag out, 56 is stopped and will return for a rerun.”
  - If medical is required – “Medical required at (location).”
  - Start Referee – “Medical notified; in route to (location).”
  - Yellow Flag Jury Member – (After athlete is transported and repairs are complete) “Athlete being transported. Repair is complete. (Location) is clear. Resume start.”
  - Start Referee – “Confirm (location) is clear. Finish (or nearest exit location) please notify when medical exits the course.”
  - Finish Referee (or nearest exit location) – “Medical is clear.”
- Start Referee – “Confirm course is clear. Please clear from the finish up. Timing?” (Each Jury member or Jury Advisor clears their section moving up the hill).
- Start Referee – “Start is clear, resuming with racer 57 on next interval.”

**NOTE:** At some resorts, a “Course Clear” is controlled by the Chief of Race or Start Referee. This often depends on the level of experience these officials may or may not have. A long course hold generally requires a clear from the bottom up; a short one (gate/flag repair) may clear from the “start stop” position.

**D. Other Necessary and Planned Interruptions**

1. Course maintenance

Most course maintenance issues do not require a start/stop. An exception is if a broken gate or other material poses an inherent safety risk to competitors on the course. Otherwise experienced race crew members can operate within the start interval.

When it is necessary to have a hold for an extended period of time for course maintenance, the Chief of Course or another Jury member can inform the Start Referee to interrupt the race to complete the task. On fixed interval events, it is common to indicate the requested amount of time in terms of number of intervals - “We will need a 4 interval hold for maintenance.”

2. Timing Hold

Timing hold information is passed along to the jury and others by the Start Referee by radio to Jury positions along the course and voice communication to those in the start area. ANY Jury member or Jury Advisor may call a “Start, Stop” when necessary to address safety or critical situations.

3. Start Interval

The designated start interval for “fixed interval” events GS/SG/DH is the time planned between racers. The start interval duration should be listed on the program for FIS races as it is critical for course workers and officials to know when it is clear to work or communicate between racers. Changes to the start interval **MUST** be communicated over the jury channel by the Start Referee or Timing.

4. Finish Interval

A finish interval is a decision to start one racer after the completion of the run by the previous racer. The use of a finish interval, though not required, for the last few remaining athletes on

the start list may help eliminate unnecessary delays by minimizing the interference of an athlete due to occurring issues on course prior to their start.

**E. Start regulations [601.3.3, 613]**

1. Basic regulations
    - a. No advantage
    - b. No outside help
    - c. Cannot push off with start posts or other aids
  2. Early/Late Starts [613.6, 613.7, 805.3, 805.4]
    - a. Starts for regular interval events – DH, SG, and GS. **(Refer to Early/Late Starts) Regular interval starts that do not occur within the prescribed 10-second start window (5 seconds before and 5 seconds after the “GO” command) will result in disqualification.**
    - b. Starts for irregular interval event – SL. **Irregular interval starts that do not occur within about the prescribed 10 seconds after the start command will result in disqualification.**
  3. Equipment violations [606.2.2, 606.2.3; U.S. Ski & Snowboard Equipment Control & Protest Guidelines]
    - a. Ski brakes required [606.3]
    - b. Skis & Boots
    - c. Plomb or label on competition suits – **UPPER LEVEL FIS ONLY [606.2.2]**
    - d. Helmets [606.4, 707, 807, 907, 1007; *Specifications Competition Equipment*]
    - e. Helmets with spoilers or edges that stick out (e.g. chin bars), are not permitted. *This rule is not intended to apply to slalom headgear.*
    - f. Helmets with soft ear protection are only allowed in Slalom. [807]
    - g. Helmet-mounted cameras are not allowed for use by either competitors or forerunners in U.S. Ski & Snowboard or FIS events [606.4, 707, 807, 907, 1007; **FIS Equipment Rules**]
  1. A competitor is “Not Permitted to Start” (NPS) who:
    - a. Wears obscene names and/or symbols on clothing and equipment
    - b. Behaves in an unsportsmanlike manner in the competition area
    - c. Does not wear a crash helmet that conforms to the Specifications for Competition Equipment (606.4), or
    - d. Does not have ski brakes on their skis [606.3],
    - e. Is in violation of other equipment rules
    - f. Does not wear or carry an official start number\* according to the rules [627]
- \*An “official start number” refers to any bib issued by the local event organizer; this includes replacement bibs furnished by the Start Referee.***
5. Responsibilities at the end of the race. [601.3.3, 613.6.3, 613.7, 805.3.1, 805.4]
    - a. Report to the Referee the start numbers and names of the competitors who did not start [601.3.3]
    - b. Reports to the Jury the start numbers and names of the competitors who:
      - 1.) Were not permitted to start [627]
      - 2.) Had early or late starts [601.3.3, 613.6]
      - 3.) Had conditional starts [805.3.1]
    - c. Remain available until released by Jury

6. What are the specific requirements for the Start Area? [613]
  - a. Roped off and protected
  - b. Adequate shelter for competitors
  - c. Start gate specifications [**current FIS Timing Booklet; 611.2.1**]
  - d. Start ramp shall be prepared how? [613.2]
  - e. Start procedure [613.3]
    - 1.) Start Intervals [622]
      - a.) Regular (fixed) interval races and DH training [622.1, 704.7]
      - b.) Irregular (non-fixed) interval races [805.1]
      - c.) Minimum start intervals [622.2.3]
      - d.) Exceptions? [622.1, **Jury may fix different intervals.**]
    - 2.) Start Signals
      - a.) Regular interval races [613.4]
      - b.) Irregular interval races [805.3, 805.4]
    - 3.) Valid and False Starts [613.7, 805.4] **is not to be confused with delayed start. Early/late start violation occurs when a competitor is in the start gate and does not start within the required time frame with respect to the start command – “GO”! Early/late start violations require DSQ.**
      - a.) Valid start [613.6, 613.7, 805.3, 805.4]
        - 1.) Regular (fixed) interval races [613.6, 613.7]
        - 2.) Irregular (non-fixed) interval races [805.3, 805.4]
      - b.) Delayed start [613.6] **is not to be confused with early/late start. A “delayed” competitor is one who is not present in the start area or who is not ready to step into the start gate when called. In cases where a provisional start is allowed by the Start Referee (*force majeure*) or the Jury (doubt), delayed starts require SANCTION which may or may not include DSQ.**
      - c.) Provisional run [613.6, 805.3.1]
    - 4.) Late Start
      - a.) *Force majeure* [613.6, 805.3.1]
      - b.) Regular start intervals races [613.6.1]
      - c.) Irregular interval races - [805.3.1, 613.6.3]

**F. The Finish Referee as a Jury Advisor in the Finish Area [601.3.4, 615; AOM, Chapter III – Rules, The Jury, And The Technical Delegate]**

\*Finish Controller is usually only assigned at upper-level races. At events where no Finish Controller is appointed; the Finish Referee assumes these duties.

1. When does a Finish Referee begin and end their duties. [601.3.4]
2. Does the Finish Referee have radio contact with the Jury and the start area? [601.4.8, 601.3.4]
3. What are the general duties of the Finish Referee? [601.3.4]
4. Finish Regulations [615]
  - a. Removal of skis on arrival [206.5]
  - b. Unusual finishes – binding release [611.3.1, 615.3]
    - 1.) U.S. Ski & Snowboard Fall in the immediate finish area
      - a.) Less than 2 gates above the finish in SL, GS or SG
      - b.) Less than one gate above the finish in DH
      - c.) In above situations, Finish line must be crossed
        - On one ski, or
        - On both skis
        - Or with both feet
    - d.) U.S. Ski & Snowboard clear disqualification after losing a ski [U629.4]
      - More than two gates above the finish in SL, GS or SG
      - More than one gate above the finish in DH

- e.) FIS - finish line must be crossed:
    - On both skis, or
    - On one ski, or
    - In case of a fall at the finish where the competitor does not come to a full stop, the time can be taken without both of the competitor's feet having crossed the finish line
    - In order for the registered time to become valid, the competitor must immediately cross the finish line with or without skis. [611.3.1] FIS has further defined "at the finish" to be between the last gate and the finish line. [615.3]
  - 6. Finish Controller is usually only assigned at upper-level events (WSC, OWG, and WC) and decides correctness of passage across the finish line. For events where a Finish Controller is not assigned, the Finish Referee assumes the duties of the Finish Controller.
  - 7. Competitor must leave finish area through official exit with all competition equipment used in race [615.1.7], and a penalty may be assessed for failure to comply. [628.11] *Common sense dictates that this does not include a competitor who inadvertently loses his goggles or a ski pole during his run.*
  - 8. Responsibilities at the end of the race [601.3.4, 615.4]
    - a. Report to the Referee start numbers and names of the competitors who did not finish.
    - b. Report to the Jury the start numbers and names of the competitors who violated finish regulations.
    - c. Remain available until released by the Jury
  - 8. Specific requirements for the Finish area [615]
    - a. Preparation [615.1.1]
    - b. Fencing & Protection [615.1.4]
    - c. "Inner Finish Area" – FIS [206.5, 615.1.5, 628.10] (Red Line)
    - d. Finish Line and its Markings [615.2]
      - 1.) DH and SG finish line dimensions – no less than approximately 15 m\*
      - 2.) SL and GS finish line dimensions – no less than approximately 10 m\*
      - 3.) Line is marked horizontally with a coloring substance
      - 4.) Timing equipment/competitor security installation
- \*Distance is between finish posts/banners not length of finish line. Timing posts must also adhere to these measurements.
- e. Exceptions

**NOTE: If a competitor misses a gate prior to crossing the finish line, DSQ is mandatory. There is no provision in the rules that allows a competitor to cross back over the line to complete passage of a missed gate.**

**In extreme cases, a competitor may encounter interference in close proximity to the finish and their racing speed will not allow them to stop prior to crossing the finish line. The Jury, after evaluation of the situation, may allow a rerun. (When actual interference is witnessed by a Jury member or Jury Advisor, a rerun – not a provisional rerun – should be allowed.)**

#### **G. The Role of the "Connection Coach"**

- 1. One or two are appointed depending on type and level of event
- 2. Serve as liaison between all Team Captains and the Jury
- 3. Serve as on-hill "Eyes of the Jury"
- 4. May supervise yellow flag zones in DH and SG
- 5. Depending on course set and terrain, may be appointed for GS
- 6. Has voice but no vote in Jury matters/decisions

### III. The Referee and Assistant Referee (for Speed Events) [601.4.10]

#### A. Appointment

1. By Technical Delegate
2. Represent the competitors and the coaches so should be a coach
3. Should be most qualified, properly certified (Referee) available
4. Upon appointment, they become members of Organizing Committee

#### B. Specific Duties and Rights [601.4.10]

1. Approval of Draw/Seed Board [601.4.10]
  - a. Jury determines competitors are properly ranked. [601.4.6.2]
  - b. Check Draw/Seed Board. Race Administration is responsible for preparation for the Draw [601.3.7]; however, check for:
    - 1.) Errors with names, country/club codes
    - 2.) Errors in point order (or points) [621.3]
  - c. Special groupings for consideration
    - 1.) Ties in points
    - 2.) Reasonable point spread for first group
    - 3.) Non-point holders [621.2 - 621.3]
    - 4.) Snow seed, if appropriate [621.10]
    - 5.) Adaptive competitors' seeding [U621.3.1, U621.11.3.3; "Golden Rule" for U.S. Ski & Snowboard races only]
    - 6.) Draw for Downhill training [621.7]
    - 7.) Seeding competitors in a U.S. Ski & Snowboard scored event:

All competitors and forerunners in a U.S. Ski & Snowboard event must be current U.S. Ski & Snowboard members. Foreign athletes with current FIS inscriptions who want to compete in U.S. Ski & Snowboard events must complete U.S. Ski & Snowboard membership requirements.

      - Foreign competitors who do not have current U.S. Ski & Snowboard points are seeded with their FIS points; the FIS points are used for seeding and Penalty calculation.
      - Foreign competitors who have current U.S. Ski & Snowboard points must be seeded with U.S. Ski & Snowboard points; the U.S. Ski & Snowboard points must be used in Penalty calculation.
    - 8.) World Cup Point holders - SEE WORLD CUP RULES
    - 9.) NorAm Point holders - SEE NORAM CUP RULES

**NOTE:** U.S. Ski & Snowboard points may only be corrected/changed upon presentation of a document signed by U.S. Ski & Snowboard. FIS Points may only be corrected/changed upon presentation of a document signed by FIS. (Corrections may be submitted by letter, fax or email (email must have National or FIS Bureau email address depending on type of points being corrected. Confirmed FIS points posted on the FIS website will be designated with a "C; this designation eliminates the requirement for a FIS points confirmation letter.) "FIS Base Points" must not be used for seeding purposes!

- 10.) Withdrawal of racers
  - 11.) Addition of racers
- d. Use of Electronic Seed/Draw Boards

Electronic seed boards must have the capability to simultaneously and legibly display the entire competition field. Simultaneous display of all competitors allows all Team Captains and officials to verify the overall accuracy as well as additions and deletions to the starting order in "real time". Using the race result software to display portions of the competition field is not acceptable.

### C. The Draw

According to U.S. Ski & Snowboard and FIS rules, the draw must be conducted (or confirmed) at a Team Captains' Meeting. An actual meeting, attended in person by Team Captains, Jury, and race officials is an inseparable and mandatory part of the competition and is important for communication of Jury instructions, support of the OC (Organizing Committee), as well as conveying OC requests and information. It is also a critical element for risk management and liability-related matters. **[621.8, 604.3]**

With the approval of the Jury and at a time and place announced to all Team Captains, and where a computer-assisted Draw has been approved or is not required (e.g. YSL where TRS by class and gender is used to determine the start order), an informational meeting is still required but may be held either early in the morning prior to the race or immediately after the completion of a race for the next day's event.

All athletes entered in an event must be represented at the Team Captains' Meetings for all U.S. Ski & Snowboard-sanctioned events - both scored and non-scored - regardless of where and when they occur. An Attendance List must be available and signed by everyone attending the meeting, and paper copies of the Event Medical Plan and race-day program/schedule must be available for distribution and review. Minutes of the meeting must be generated and must be included in the submitted race result packet.

1. First Group of top 15 racers **[621.8]**
  - a. If tie occurs for 15th place, the Draw is increased with no effect on bibbo **[621.3]**
  - b. If wide point range exists among the first group, the Jury may decrease the Draw. **[621.3]**  
A first-seed decrease has no effect on the number of competitors included in the second-run flip (bibbo).
2. Snow Seed **[621.10]**
  - a. Under what circumstances is a snow seed used?
  - b. What events use a snow seed?
  - c. When does the snow seed start?
3. Procedures for a Draw
  - a. A "Double Draw" is the simultaneous drawing of the competitor number (the place they hold on the seed board) and the bib number by the Referee(s).
  - b. Computer-Generated Draw: For U.S. Ski & Snowboard non-FIS events, the Jury can authorize that the starting positions for first-seed competitors be determined by computer-generated draw in lieu of Double Draw. For FIS events, Team Captains are required to indicate their consent by signing their entry form. **[621.9]**
  - c. Special group Draws (equal or no points) may be done with a simple Draw, for example, shuffling the cards and drawing start positions
  - d. Race Administrator records actions taken in performance of the Draw. **[601.3.7]**
4. "Golden Rule" [Adaptive Competition Rules; **2018 U.S. Ski & Snowboard Alpine Competition Guide**]
  - a. The "Golden Rule" is a U.S. Ski & Snowboard rule that allows special seeding for adaptive athletes competing in U.S. Ski & Snowboard events.
  - b. "Golden Rule" seeding applies to both first and second runs.
  - c. "Golden Rule" seeding is not valid for FIS events.

**D. Responsibilities Related to the Course**

1. The Chief of Race directs all preparation of the competition and supervises the activities in the technical area. [601.3.1]
2. The Chief of Course is responsible for the preparation of the courses in accordance with the directives and decisions of the Jury. [601.3.2]
3. The Chief Gate Judge is available to help keep spectators off the course and to assist with course maintenance [601.3.5]
4. The Jury is responsible for checking the course preparation, snow condition and the course set [601.4.6.1]
5. The Technical Delegate checks over the race course with regard to preparation, marking, crowd control and supervises the course setting together with the Jury [601.4.9.1]
6. The course setting is a task of the Course Setter alone. He is responsible for adhering to the rules and may be advised by members of the Jury and the Technical Advisor in Downhill and Super G, if present [603.7.6].
7. There are many other duties related to course preparation, maintenance and/or access by spectators, service personnel, media, etc. In upper level events, these duties are assigned to a designated “Chief”; e.g. Chief Steward, Chief of Course Equipment, etc. In most events, these duties are shared by the Chief of Course, the Chief of Race and their respective race crews under the direction of the Jury.

**E. Inspection of the Course [601.4.10]**

Homologation Inspector(s)’ minimum suggestions for placement of on-hill competitor security are included in the homologation report. The Jury may, while inspecting the course, decide that additional security measures are required.

**F. Checking the Gate Judge Cards [601.4.10] (Refer to #61. & #62. “Fault Only” Gate Judge Card/Instructions and #63. & #64. “Fault/No Fault” Gate Judge Card)**

A properly marked gate judge card with a diagram of the fault committed is required in order to substantiate a racer’s fault. [661.2] The “Fault Only” card is recommended for speed events (DH/SG). The “Fault/No Fault” card is recommended for use at technical events (GS/SL) where bib numbers (second run) are not sequential. Both forms are available on the U.S. Ski & Snowboard website.

*Gate Judges must enter details of any reported incident that resulted in the Jury’s granting of a provisional rerun.*

**G. The Report by the Referee [601.4.10] (Refer to #34. Report by the Referee)**

1. Report must contain the Bib # for all DNS and DNF competitors
2. Report must contain the Bib #, name and nation of DSQ competitor and the reason for the DSQ
  - a. Gate where fault occurred or
  - b. Rule number of infraction (Early/late start, etc.)
3. Report must contain the Bib #, name and nation for any NPS competitor and the rule number of the infraction that prevented the athlete from starting
4. Report by the Referee must be reviewed by competitors’ Team Captains regardless of their coaches’ belief in the status of their competitors

**NOTE:** Timing crew should fill in all NPS’s, DNS’s and DNF’s on the Report by the Referee form. In cases of *force majeure*, the Technical Delegate may need to complete, sign and post the Report by the Referee. A Report by the Referee signed by the Technical Delegate is a valid document.

## H. Work closely with the Technical Delegate [601.4.10.1]

# IV. Discussion of General Duties and Responsibilities Relevant to a Referee

## A. Sanction

1. What sanctions are available? For all persons, there may be: [223.3]
  - a. Reprimand
  - b. Withdrawal of accreditation
  - c. Denial of accreditation
  - d. Monetary fine [ACR 223.4 prohibits monetary sanctions at U.S. Ski & Snowboard events; ICR 223.4 limits monetary amount FIS Jury may impose.]
2. In addition, for competing athletes, there may be: [223.3.2]
  - a. Disqualification [223.3.2]
  - b. Impairment of their starting position (with no limits)
  - c. Forfeiture of prizes and benefits for the benefit of the organizer
  - d. Suspension from competition [223.3.2, 223.4]
3. Items to Consider Regarding Sanctions
  - a. Use legal procedures
  - b. Accused has the right to be heard
  - c. All facts must be available and presented
  - d. Jury should consider/discuss all options
  - e. Sanction should fit the “crime”
  - f. With the exception of verbal sanctions and withdrawal of accreditation, the Jury decision must be documented
  - g. Minutes must contain signatures of Jury members with record of their vote[601.4.5.5]

## B. Protests [640] (Refer to #35. Protest Form)

Jury members must always remember that competitors have the right to “due process”. It is the responsibility of the protesting party to be aware of the rules regarding filing a protest, to accurately complete and sign the required form and to file it with the appropriate individual or bureau.

1. Rules of Protest
  - **FIS ICR Art. 640.1** A Jury must only accept a protest if it is based upon physical evidence. U.S. Ski & Snowboard U640.1 has supplemented with the addition of: “or eyewitness testimony”.
  - **FIS ICR Art. 640.2** A Jury is only permitted to re-evaluate its previous decisions where new evidence exists that relates to the original Jury decision.
  - **FIS ICR Art. 640.3** All Jury decisions are final except those that may be protested under **641** or appealable under **647.1.1**
2. **FIS ICR Art. 641.6** Against instructions of the Jury. Reasons for Protest? [641]
3. Protests may be submitted at: [642]
  - a. The Official Notice Board or at a place announced at the Team Captains’ Meeting [642.1]
  - b. Referee at Finish [617.2.2]
  - c. Oral protests are acceptable [644.2]
4. Deadlines for submittal vary depending on type of protest [643]



5. Who can submit Protests? [645]
    - a. National Associations
    - b. Trainers and Team Captains
  6. Protests can be withdrawn [644.5]
  7. Settlement of a Protest by the Jury [646]
  8. Filing a Protest [644]
    - a. The basis for the protest must be noted: e.g. a protest against disqualification is based on **641.4**. Protests against timekeeping, etc., are identified by other rules.
    - b. Additional information noted on the Protest should be concise and accurate. Documenting “the competitor **did** gain an advantage” when you meant to write “the competitor **did not** gain an advantage”, will require Jury to uphold the disqualification.
- C. Appeals [225, 647]** A procedure is available for filing appeals; contact U.S. Ski & Snowboard for details.  
*Please note that U.S. Ski & Snowboard’s Appeals Commission has the right to decide against hearing a filed appeal.*
- V. Jury Considerations** when meeting to solve a problem may include the following:
- A. Does the action allow a gain or an unfair advantage?**  
 A competitor shall only be disqualified if his mistake would result in an advantage for him with regard to the end result, unless the Rules state otherwise in an individual case. e.g.: gate fault; early/late starts. [223.3.3]
  - B. Does the action place other racer(s) at a disadvantage?**
  - C. Was the action offensive to the good of the sport or against the Code of Conduct?** This could apply to competitors, coaches and officials.
  - D. Did the action occur within the confines of the “race arena”?**
    1. **Race Arena** is clearly defined as area between the Start Line and the Red Line; however, the area officially reserved at the Start for competitors and the area officially reserved at Finish including the official exit should also be included in this definition.
    2. Incidents taking place inside this “**arena**” fall into the following sanction category:  
 These sanction guidelines apply to all infractions committed by persons accredited for a U.S. Ski & Snowboard event within, but not limited to, the confines of the competition event, or any other place connected with the competition by location or subject matter. Also subject to these sanctions are all persons without accreditation who are within the confines of the competition area. [223.2.1]
    3. **Training area**: Any area designated as an “official warm-up/training area” is considered as part of the “**race arena**.” According to current rules, the Technical Delegate no longer has to inspect the training area; however, if it is designated as a warm-up training area by the OC, it is still part of the “race arena”.
  - E. Is the sanction being considered applicable to the level of the event?**

**VI. Update and Review for Continuing Education: [Contains portions of “2017-2018 Update & Review for Continuing Education”; please refer to original document for additional information; 2018 edition of U.S. Ski & Snowboard ACR, Online Edition of current ICR and, if applicable, current Precisions]**

**A. U.S. SKI & SNOWBOARD COMPETITION CONTINUING EDUCATION (UPDATE)**

**1. NEW BRAND MARK**

Along with a name change, U.S. Ski and Snowboard has a new brand. The name change and the new brand mark will unite athletes, members and fans as one team with a vision to be the best in the World in Olympic skiing and snowboarding. Each element of the brand embodies the most critical elements of our vision, mission and core values of excellence, passion, community and team.

- The three stars represent the primary focus of athletes as they strive to be the Best in the World; To reach the podium.
- The two distinct mountain peaks are emblematic of athletes’ passion for skiing and snowboarding and represent the place where they pursue their dreams.
- The two red stripes are in honor of our nation’s flag and their angle celebrates speed.

The format for company email addresses will change to full-name format; e.g. [jeff.weinman@usskiandsnowboard.org](mailto:jeff.weinman@usskiandsnowboard.org). All website links will change to [usskiandsnowboard.org](http://usskiandsnowboard.org).

**2. MASTER PACKET OF FORMS**

All forms in the Master Packet of Forms have been reviewed and have been updated to reflect, where required, the new brand. In addition, a “Post Event Checklist” has been added to directions for preparing and submitting both non-FIS and FIS Event Document Packets.

**3. SHORT TERM MEMBERSHIP CHANGE**

Short-Term memberships are limited to two (2) separate purchases per season and are available for athletes competing in U.S. Ski & Snowboard non-FIS events; receipt for membership must be printed and presented to event Organizer. For additional information, refer to Membership FAQ’s on the U.S. Ski & Snowboard website or contact Member Services via phone, email or online chat. Short-Term membership is not available for Officials or Coaches.

**4. U10 AND U12 DUAL-GENDER EVENTS WITH YEAR-OF-BIRTH SEEDING**

An exciting event format will be introduced during season 2017-2018 that will allow for dual-gender and Year of Birth seeding. Start Lists will be generated using TRS system and results will be generated by YOB; team results may also be generated.

**5. JURY ADVISOR (START & FINISH REFEREE) CERTIFICATION**

Start and Finish Referees must be certified Jury Advisors, Referee or Chief of Race for all U.S. Ski & Snowboard events – both non-scored and scored.

**6. JURY MINUTES: DELAYS, POSTPONEMENTS, TERMINATIONS OR CANCELLATIONS**

- If an event (training or part of race) is rescheduled for a later time slot on the same day, it is **delayed**.
- If an event is rescheduled for a different day within the same series, it is **postponed**.
- When an event (training or part of a race) is started but cannot be finished, it is **terminated**. *This terminology is used even if only one Forerunner starts.*
- If an event (training or part of a race) cannot be rescheduled within the same series, it is **canceled**, the U.S. Ski & Snowboard race code/FIS codex number is vacated and the event liability insurance is no longer valid. *A new Schedule Agreement will be required.*

**7. TIMING & DATA TECHNICAL REPORT REQUIREMENT**

A Timing and Data Technical Report is required for all levels of U.S. Ski & Snowboard events – both non-scored and scored. For non-FIS events, a signed copy of this form must be submitted to the applicable region/division representative. *FIS will evaluate the TDTR’s for FIS events and will report any anomalies to U.S. Ski & Snowboard Competition Services.*

*A copy of the calculation(s) required for Replacement Time(s) (EET) must accompany the TDTR submitted to the above U.S. Ski & Snowboard Region/Division representatives.*

**8. HEAD TAX**

List of athletes who are waived from Head Tax is available in the Master Packet of Forms. Athletes who are ranked 100 or better (in the world) in one of the events being contested may, in accordance with an agreement with U.S. Ski & Snowboard or at the discretion of the Organizing Committee, be granted complimentary entry and lift fees; these athletes will also be waived from Head Tax payment.

**9. ADDRESS CHANGE FOR NON-FIS TECHNICAL DELEGATE REPORTS**

Copies of non-FIS Report of the Technical Delegate and Technical Delegate's Expense Report are to be sent to [USTDReports@gmail.com](mailto:USTDReports@gmail.com).

**10. U.S. SKI & SNOWBOARD COURSE SETTING SPECIFICATIONS (SCORED AND NON-SCORED)**

**The 2017-2018 U.S. Ski & Snowboard Course Setting Specifications for scored and non-scored non-FIS events are available at [usskiandsnowboard.org](http://usskiandsnowboard.org). Please note, for non-FIS events, the number of gates/direction changes is based on distance between gates, not percentage of vertical drop.**

**11. RACE ARENA & THE JURY**

The Jury is responsible for the "race arena" which is accepted as being within (the side-to-side fencing) and without (start area and finish arena) the confines of the competition area and any location connected with the competition (training area).**[223.2.1]**

**B. FIS COMPETITION CONTINUING EDUCATION (UPDATE) 2017-2018:**

**1. FIS PENALTY CALCULATION**

The Category Adder will be published on the first page of each FIS Points List. A "Z-value" will no longer be considered for FIS Penalty calculation.

**2. PROTEST AND SANCTION FEES**

Protest fees for a protest that is upheld are returned to the protesting party. Protest fees for protests that are not upheld are to be submitted to U.S. Ski & Snowboard Competition Services; this requirement also applies to monetary sanctions that are collected on site. Tendered amount(s) will be forwarded to the FIS Office. **[644.4]** and must be identified by event, date, codex and name of applicable protest/sanction.

**3. JURY MINUTES: DELAYS, POSTPONEMENTS, TERMINATIONS OR CANCELLATIONS**

The same verbiage used for non-FIS events also applies to FIS events.

**4. FIS EMAIL CHANGE**

Communications with FIS Office, e.g. Minutes of Protest, Sanctions, etc. are to be sent to [alpine@fis-ski.com](mailto:alpine@fis-ski.com).

**5. COURSE SPECIFICATIONS**

Refer to current editions of U.S. Ski & Snowboard ACR and FIS ICR and their Precisions for minimum/maximum vertical drop and gate requirements (type, count or distance between gates) for U.S. Ski & Snowboard and FIS events.

**C. GENERAL REVIEW AND CLARIFICATION - U.S. SKI & SNOWBOARD AND FIS:**

**1. MEMBER LOOKUP TOOL**

Users are able to search for "current" members as well as "previous" and "all" members. Among other included features is coding to display why a given member may be on pending status. Information is provided regarding those who have purchased short-term memberships and includes validity dates.

**2. NOT PERMITTED TO START - NPS**

A competitor will not be permitted to start (NPS) in any competition who does not wear a crash helmet that conforms to the Specifications for Competition Equipment [606.4], or does not have ski brakes on their skis [606.3], **does not wear or carry an official start number according to the rules [606.1, 627, 627.2, 627.6]** *An “official start number” refers to any bib issued by the local event organizer; this includes replacement bibs furnished by the Start Referee.*

**3. RECORDING “NPS” SITUATION – NON-FIS AND FIS EVENTS**

- a. Due to rule(s) violation(s), athlete is not permitted to start; this could apply to either run of a 2-run event.
- b. Athlete’s status is recorded by the Start Referee as “Not Permitted to Start” (NPS); reason must be stated. *It is suggested that the athlete’s bib as well as name be recorded.*
- c. “NPS” must be noted in Report by the Referee as required.
- d. Applicable rule number(s) must be noted for results.
- e. Software will include “NPS” designation.
- f. Technical Delegate must verify accuracy of Official Results and Penalty posted on U.S. Ski & Snowboard/FIS websites.

**4. EVENTS WHERE POINT IMPROVEMENTS EXCEED EXPECTATIONS**

The goal of the U.S. Ski & Snowboard scoring system is to ensure fair and accurate events so earned results represent an athlete’s ability. An accurate scoring system is critical for athlete ranking, evaluation and selection purposes.

Research has culminated in criteria to identify events where athletes score point improvements far beyond expectations. Every scored event will be subject to these filters and events that exceed the threshold of the criteria - a statistical probability of .0001 - will be marked for review by U.S. Ski & Snowboard Competition Services staff and the U.S. Ski & Snowboard Classification Working Group. The criteria are:

- a. Average improvement between seed points and points achieved in the race
- b. Average percent of point improvement
- c. Percent of the field that scored a point improvement

The cause of an exceptional event could range from random situational circumstances to penalty manipulation. If the Technical Delegate feels that an event may exceed the criteria, they should request that the event not be scored until a review has been completed. *If in doubt, they should contact the appropriate Regional Alpine Manager for guidance.*

**5. APPLICATION OF TIME PENALTY**

**ICR 223.3.1 - “A Time Penalty”** does not apply to Alpine events. It is a “general rule” and is applicable to Nordic.

**6. FIS OFFICE COMMUNICATION AND STAFF**

- a. For event changes, etc., written confirmation must come from the National Association; Organizers and Technical Delegates should not deal directly with the FIS Office.
- b. Once a Jury is confirmed, however, and a program change is required, only the Technical Delegate should deal directly with the FIS Office; U.S. Ski & Snowboard Competition Services must also be notified of any changes.

**7. TECHNICAL DELEGATE’S ARRIVAL**

An Organizing Committee that requests that the Technical Delegate not arrive until shortly before the Team Captains’ Meeting is in violation of ACR and ICR Art. 602.4.3 and risks loss of liability insurance coverage. ACR states Technical Delegate “should” arrive 48 hours prior to first draw for Downhill or Super G and 24 hours prior to draw for all other events; ICR requires the Technical Delegate “must” arrive on site within the same time parameters. Technical Delegates are required to fulfill all the ACR/ICR duties of the Technical Delegate and late arrival does not allow for attention to pre-event duties.

**8. FIS BASE POINTS**

Base Points must not be used for seeding or penalty calculation purposes.

**9. EVENT DOCUMENT PACKETS - REVIEW & IMPORTANCE**

**Event Document Packets are required for all levels of U.S. Ski & Snowboard competition: non-scored and scored; this also applies to speed training. Event Document Packets are important for risk management purposes.** Divisions will appoint an individual who will undertake the review of these submitted packets. The focus will be to verify accuracy and content of the packets and identify areas and/or officials who could benefit from mentorship. The reviewers will also assist U.S. Ski & Snowboard Competition Services staff identify events for which no documents have been filed.

Instructions for content, preparation and submittal of Event Document Packets – both non-FIS and FIS, have been updated and are available in the Master Packet of Forms (MPF) on the U.S. Ski & Snowboard website.

**10. U.S. SKI & SNOWBOARD EQUIPMENT MATRIX**

The 2017-2018 U.S. Ski & Snowboard Equipment matrix is available at [usskiandsnowboard.org](http://usskiandsnowboard.org).

**11. SUPER G TRAINING RUNS AT YOUTH COMPETITIONS**

Official training for U12 and U14 Super G is an integral part of the competition. The schedule must include at least one training run *without posted times* prior to the first competition, and all athletes are required to participate. If competition includes U16 athletes, U1256.4 applies. For U16 Super G, an official training run is recommended and, if scheduled, all entrants are required to participate according to the decisions of the Jury. [U1003.2.1]

In exceptional cases, which must be documented in Jury Minutes, a controlled free-ski run may be authorized in lieu of an official training run.

**12. DRONES AT ALPINE COMPETITIONS**

Any use of aerial drones must comply with Federal, State and Local laws as well as ski area regulations. If a drone operator can show compliance with these regulations, at the direction of the Jury, a drone may be used as a point of view camera (POV) prior to forerunners. Drones may not be used during the conduct of the competition. If a drone breaches the boundaries of the course, the competition should be halted until the drone withdraws.

**13. DUE PROCESS [224.7]**

Prior to the imposition of a penalty (except in cases of verbal reprimands and withdrawal of accreditation), the person accused of an offense shall be given the opportunity to present a defense at a hearing, verbally or in writing. Defense can include, but is not limited to the following:

- Calling witnesses
- Questioning witnesses upon whose testimony the Jury relies  
Considering information from a witness who is unavailable for questioning by the accused would create a serious issue. It is also unwise for Jury members to discuss a situation and consider possible penalties prior to hearing all testimony. The Jury must adhere to the following policy:
- Consider infraction
- Hear and consider all testimony and evidence
- Allow accused person the opportunity to present a defense and review all evidence (question witnesses, etc.)
- Deliberate
- Make a fair decision
- Review, vote and sign prepared Jury Minutes of decision
- Notify affected parties

**14. MINUTES - REQUIREMENTS**

- a. **EVENT MEDICAL PLAN:** An event medical plan must be in place for all U.S. Ski & Snowboard-sanctioned events and must be reviewed and approved by the Jury prior to

being presented to the Team Captains. *Jury Minutes documenting the review are required; presentation to the Team Captains is documented in the Team Captains' Meeting Minutes.*

- b. **JURY INSPECTION:** The competition Jury must inspect course set and final installation of on-hill competitor security measures for all U.S. Ski & Snowboard-sanctioned events and confirm the daily Program (schedule); Team Captains are encouraged to attend inspection. Necessary changes to course set and on-hill competitor security measures are the responsibility of the Jury. *Jury Minutes documenting the inspection and approval by Jury and Team Captains as well as confirmation of the Program (schedule), are required.*
- c. **TEAM CAPTAINS' MEETINGS:** An actual meeting, attended in person by Team Captains, Jury, and race officials is a critical and mandatory part of the competition and is important for communication of Jury instructions, support of the Organizing Committee ("OC"), as well as conveying requests and information. It is also a critical element for risk management and liability-related matters. **[621.8, 604.3]**
- d. **JURY MEMBERS' VOTES:** The Start and Finish Referees are voting members of the Jury only for Olympic Winter Games and World Ski Championships. For all other events, they should not be listed under "Jury Members Present" as they have no vote and do not sign Jury Minutes. ***Marking "NO" means an official voted: "NO"; it does not mean the official does not have voting rights.***

## **15. COMPETITION EQUIPMENT**

Equipment is the responsibility of the athlete and in the case of a minor, their parents or guardians. Equipment must be maintained and utilized in accordance with manufacturer's instructions. Protests against equipment at a U.S. Ski & Snowboard non-FIS event must be handled in accordance with current "Guidelines Regarding Equipment Control and Protests at U.S. Ski & Snowboard non-FIS Events" that can be found in the "Master Packet of Forms." Protests against equipment at a FIS event must be handled in accordance with current FIS rules. Please refer to current FIS and U.S. Ski & Snowboard Equipment Regulations for season 2017-2018 and/or the current edition of FIS Specifications for Competition Equipment.

## **16. COMPETITORS' PROTECTIVE MEASURES**

With the exception of forearm protection used in Super G, Giant Slalom and Slalom, and shin protection used in Slalom, body protection must be worn under the suit. *This includes knee braces; however, a brace may be worn over the suit if it is then covered with a piece of an old suit.* [FIS Specifications for Competition Equipment; Edition 2017-2018]

## **17. COMPETITION SUITS**

For Downhill, Giant Slalom and Super G upper-level competitions (OWG, WSC, WC, COC, WJSC), competition suits must have either a plumb or a label attesting conformity with FIS specifications. **[606.2.1] Only new suits will have labels; suits that only have plombs are acceptable.**

## **18. HELMETS AND CAMERAS - U.S. SKI & SNOWBOARD EVENTS**

- a. All competitors and forerunners must wear a helmet for Giant Slalom, Slalom, Downhill and Downhill Training, Super G and Alpine Combined that meets current equipment specifications. **[606.4, 707, 807, 907, 1007, and additional U.S. Ski & Snowboard and FIS regulations.]**
  - 1) Athletes U14 and older must use helmets that meet the FIS standards for all U.S. Ski & Snowboard Giant Slalom, Super G and Downhill. U14 and older competitors whose helmets are not in compliance will not be permitted to start.
  - 2) Regulations for helmets for Slalom, Giant Slalom, Super G and Downhill are applicable without exception at all levels of FIS competition **[2.3.3]**
  - 3) Soft ear protection is only permitted for helmets used in Slalom. **[807]**

b. **HELMET AND BODY MOUNTED CAMERAS**

- 1) Helmet and body-mounted cameras are not approved for use at U.S. Ski & Snowboard non-FIS events. *Athletes who have personalized their helmets, e.g. camera mounts, bling, stickers, etc., are allowed to start.*
- 2) Competitors and forerunners at FIS alpine events are prohibited from using cameras; camera mounts are also prohibited. *This prohibition does not apply to properly credentialed FIS media, e.g. POV runners.*

**19. COURSE SETTING GUIDELINES FOR MULTIPLE AGE CLASS COMPETITIONS**

For multiple age class competitions, course setting guidelines for Super G, Giant Slalom and Slalom events are based on one class older than the youngest age class competing, e.g., U16, U14, U12 and U10 will follow U12 guidelines. Downhill event course setting is based on the youngest age class competing. **U8, although recognized by U.S. Ski & Snowboard, as well as additional classes for younger competitors are established for the purpose of awards and are subject to U10 course setting guidelines.**

**20. INTERDICTION TO CONTINUE AFTER A COMPETITOR STOPS**

If a competitor misses a gate [614.2.2] or comes to a complete stop (e.g. after a fall), he must no longer continue through previous or further gates. This interdiction is valid in all events with a fixed start interval (Downhill, Super G, and Giant Slalom). The only exception is Slalom [661.4.1], *as long as the competitor does not interfere with the run of the next competitor or has not been passed by the next competitor.* [614.2.3]

A competitor who has been passed cannot continue on course and is classified as a DNF; the penalty for continuing to race after a complete stop is disqualification. [628.8] *At the discretion of the Jury, additional sanctions may be applied.*

**21. RERUNS**

When making a determination on the validity of a provisional rerun, the Jury must evaluate the following, many of which are included in the provisions of Rule 623:

- a. Did the competitor cross the finish line? *Unless the claimed obstruction occurred in close proximity to the finish line and the competitor's racing speed did not allow sufficient time for the competitor to avoid crossing the finish line, the Jury may consider the run is over.*
- b. When interference did not occur in immediate proximity to the finish line, did competitor stop immediately after the obstruction or interference occurred and *report the incident to the nearest Gate Judge or Jury member?*
- c. Does the claimed obstruction/interference meet the requirements of 623.1.2 (Technical Failure), 623.1.3 (Yellow Flag) or 623.2 (Grounds for Interference)?
- d. Did a "similar incident" occur that caused significant loss of speed or lengthening of the racing line and consequently affect the competitor's time? [623.2.6] *Please note the reference to "competitor's time" refers to "time on course" – not "competitor's assigned time". Example would be if a competitor is forced to ski around a hole in the course, this would lengthen his racing line and affect his time. Rules 623.1.2, 623.1.3, and 623.2.1 – 623.2.5 list specific definitions of obstructions/interference, and rules cannot be written to address all issues that could be so defined. Rule 623.2.6 refers to "similar incident" which gives the Jury latitude to address these issues. This could apply to an obstruction that occurred in immediate proximity to the finish line, a gate that is not replaced in the correct position and requires a reaction time of one or more gates; weather issues, e.g. fog, lightening, snow swirl, etc.; course condition, e.g. surface breakdown, etc.*
- e. Did the competitor commit a fault (gate fault or start procedure fault) prior to the obstruction or interference? [628.7]
- f. Only the Jury can authorize a provisional start or validate a provisional run.
- g. A provisional or definitively approved rerun remains valid even if it proves slower than the obstructed run.

- h. For provisional reruns required by broken gates, every case must be checked individually; the Jury on site is the only group that can decide, based on the particular and detailed circumstances, if interference occurred.

**EXCEPTION:** If actual interference is witnessed by a Jury member, Jury Advisor or a Connection Coach, and upon request from the competitor or their coach, a rerun – not a provisional – should be authorized. If prior to the incident entitling the competitor to a rerun, an infraction was committed that would result in disqualification, the rerun is not valid. The rerun remains valid even if it proves slower than the obstructed one.

## **22. FORERUNNERS**

Forerunners must meet all competition requirements. This includes, but is not limited to, specifications for general equipment, helmet rules and eligibility for event being contested: e.g. age limitation, vertical drop. In addition, Forerunners for a FIS event who are not FIS inscribed, must sign the FIS Athletes Declaration (parent/guardian signature may be required).

## **23. KOMBI RULES**

- a. Youth Kombi events must be set using appropriately homologated hills. Slalom/Giant Slalom format (technical orientation) using a hill homologated for Giant Slalom and Giant Slalom/Super G format (speed orientation) using a hill homologated for Super G.
- b. Athletes must use the helmet that meets the standards for the faster of the two events being contested.
- c. Please refer to all sections of **ACR U1259.3.2** for complete details.

## **24. DUAL PARALLEL EVENTS**

Dual Parallel events follow either Giant Slalom or Slalom format. Two or more competitors race simultaneously side by side down two or more courses with the winners advancing into “brackets” and elimination-type finals. U.S. Ski & Snowboard has adopted “U” rules for dual parallel events; with the exception of those “U” rules, ICR rules apply.

In addition to the “U” rules, it is also recommended that a suggested format be included to give organizers and athletes a general idea of how the event should be run. This suggested format could be used or not based on divisional goals.

- a. All athletes will take two qualifying runs with combined times used to seed the brackets
- b. The top 16 men and women will be advanced to brackets
- c. Penalty time shall be 5% of the fastest single run time with a 1.5-second maximum. This is calculated separately for each gender or group racing.
- d. Brackets will be conducted as a two-run event with maximum time that can be won or lost in the first run as the calculated penalty time. Athletes change courses for the second run.
- e. Differential time will be used if start gates that have controlled release are available. Net times will be used if starts use a wand.

## **25. PARALLEL EVENTS**

Parallel events can be staged using either Giant Slalom or Slalom format. Winners of each run do not advance into “brackets” or elimination-type finals. Overall winner is decided either by fastest time on course [1-run format) or fastest combined time (2-run format).

## **26. PARALLEL EVENT COURSE SETTING**

The distance between two corresponding gates (from turning pole to turning pole) should be no less than 6 meters. **[1225] Stepping back (hiking) is not allowed [614.2.3]and is cause for disqualification [1232.1]**



**MINUTES OF JURY DECISIONS (WITH PROTESTS)**  
**PROCES-VERBAL DES DECISIONS DU JURY (AVEC RECLAMATIONS)**  
**PROTOKOLL DER JURYENTSCHEIDE (MIT PROTESTE)**

<b>Place / Lieu / Ort</b>		<b>Country / Pays / Land</b>		<b>Codex</b>	
<b>Name of event</b> <i>Nom de l'événement</i> Name der Veranstaltung				<b>Date</b> <i>Date</i> <b>Datum</b>	
<b>Category</b>		<b>Gender</b>		<b>Event</b>	
<b>Jury members present / Membres du jury presents / Anwesende Mitglieder der Jury</b>					
<b>Function</b> <i>Fonction</i> Funktion	<b>Surname, First Name</b> <i>Nom de famille, Prénom</i> Familiennamen, Vorname	<b>NAT</b>	<b>With voting right</b> <i>Avec droit de vote</i> Mit Stimmrecht	<b>Signatures</b> <i>Signatures</i> Unterschriften	
<b>Technical Delegate</b> <i>Délégué Technique</i> Technischer Delegierter			yes <input type="checkbox"/> no <input type="checkbox"/>		
<b>Referee</b> <i>Arbitre</i> Schiedsrichter			yes <input type="checkbox"/> no <input type="checkbox"/>		
<b>Assistant Referee</b> <i>Arbitre-assistant</i> SR-Assistent*			yes <input type="checkbox"/> no <input type="checkbox"/>		
<b>Chief of Race</b> <i>Directeur d'épreuve</i> Rennleiter			yes <input type="checkbox"/> no <input type="checkbox"/>		
<b>Start Referee</b> <i>Juge au départ</i> Startrichter**			yes <input type="checkbox"/> no <input type="checkbox"/>		
<b>Finish Referee</b> <i>Juge à l'arrivée</i> Zielrichter**			yes <input type="checkbox"/> no <input type="checkbox"/>		
<b>Others present at the meeting / Autres personnes convoquées / Andere eingeladene Personen</b>					
<b>Summary of reasons for protest /</b> <i>Rappel succinct du motif de la réclamation / Kurze Beschreibung des Protestgrundes</i>				<b>ICR References /</b> <i>Références RIS /</i> Bezugsquellen IWO	
<b>Decision / Décision / Entscheid</b>					
<b>Time published / Heure d'affichage / Anschlagzeit</b>	<b>Date / Date / Datum</b>	<b>Signature of TD</b> <i>Signature de DT</i> Unterschrift des TD (please print and sign)			

\* DH/SG/WC GS & SL  
 \*\*OWG/WSC

**MINUTES OF JURY DECISIONS (WITHOUT PROTESTS)**  
**PROCES-VERBAL DES DECISIONS DU JURY (SANS RECLAMATIONS)**  
**PROTOKOLL DER JURYENTSCHEIDE (OHNE PROTESTE)**

<b>Place / Lieu / Ort</b>		<b>Country / Pays / Land</b>		<b>Codex</b>	
<b>Name of event</b> <i>Nom de l'événement</i> Name der Veranstaltung				<b>Date</b> <i>Date</i> <b>Datum</b>	
<b>Category</b>		<b>Gender</b>		<b>Event</b>	
<b>Jury members present / Membres du jury presents / Anwesende Mitglieder der Jury</b>					
<b>Function</b> <i>Fonction</i> Funktion	<b>Surname, First Name</b> <i>Nom de famille, Prénom</i> Familienname, Vorname	<b>NAT</b>	<b>With voting right</b> <i>Avec droit de vote</i> Mit Stimmrecht	<b>Signatures</b> <i>Signatures</i> Unterschriften	
<b>Technical Delegate</b> <i>Délégué Technique</i> Technischer Delegierter			yes <input type="checkbox"/> no <input type="checkbox"/>		
<b>Referee</b> <i>Arbitre</i> Schiedsrichter			yes <input type="checkbox"/> no <input type="checkbox"/>		
<b>Assistant Referee</b> <i>Arbitre-assistant</i> SR-Assistant*			yes <input type="checkbox"/> no <input type="checkbox"/>		
<b>Chief of Race</b> <i>Directeur d'épreuve</i> Rennleiter			yes <input type="checkbox"/> no <input type="checkbox"/>		
<b>Start Referee</b> <i>Juge au départ</i> Startrichter**			yes <input type="checkbox"/> no <input type="checkbox"/>		
<b>Finish Referee</b> <i>Juge à l'arrivée</i> Zielrichter**			yes <input type="checkbox"/> no <input type="checkbox"/>		
<b>Others present at the meeting / Autres personnes convoquées / Andere eingeladene Personen</b>					
<b>Summary of decisions taken / Rappel succinct du motif / Kurze Beschreibung der getroffenen Entscheidungen</b>					
<b>Time published / Heure d'affichage / Anschlagzeit</b>	<b>Date / Date / Datum</b>		<b>Signature of TD</b> <i>Signature de DT</i> Unterschrift des TD (please print and sign)		

\* DH/SG/WC GS & SL

\*\*OWG/WSC



## EARLY AND LATE START DISQUALIFICATIONS

[613.7]

THIS EXAMPLE REFERS TO REGULAR (FIXED) INTERVALS STARTING ON THE MINUTE:

### CLOCK READS:

10:10:54.990 = Competitor's Start / EARLY START?

. \*

10:10:55.000 \*

\*

10:10:56.000 \*

\*

.  
10:10:57.000 \*

\*

.  
10:10:58.000 \*

\*

.  
10:10:59.000 \*

\*

.  
10:11:00.000 \* START

\*

.  
10:11:01.000 \*

\*

.  
10:11:02.000 \*

\*

.  
10:11:03.000 \*

\*

.  
10:11:04.000 \*

\*

.  
10:11:05.000 \*

\*

.  
10:11:05.010 = Competitor's Start / LATE START?

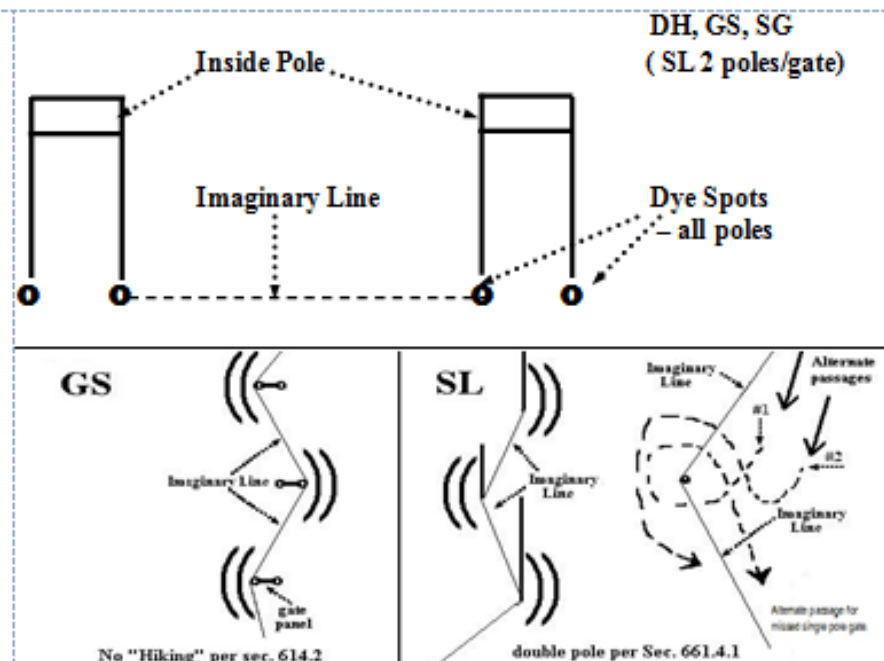
## INSTRUCTIONS FOR GATE JUDGES

Wear clothing appropriate for varying and unknown weather conditions.

- Stand where you can see all your gates and can take prompt action to repair the course.
- Record all faults (F):
  - Mark all faults (F) and OKs immediately. If F, draw a diagram and indicate which gate was the source of the fault and mark the athlete's bib # next to the diagram
  - Be prepared to explain all faults.
  - Do not discuss the fault with anyone except the Chief Gate Judge or Jury members.
  - If you have reported an F, it is sometimes necessary to attend a jury meeting. Check with the Chief Gate Judge after the race.
  - Do not report an F if you are in doubt. Give the racer the benefit of the doubt.
- Record on card the circumstance of any interference to a racer's run.
- If a racer questions a Gate Judge or commits an error that might lead to disqualification, the Gate Judge MUST communicate with the racer by saying "GO" or "BACK".
- Avoid conversations and other distractions. Concentrate on your job.
- Avoid interference of any kind with a racer.
- Maintain the course in equal condition for all racers, if possible.
  - Replace broken poles in exact position and keep vertical.
  - Put flags back in place.
  - Maintain and repair course.
  - Keep spectators, photographers and other competitors clear of course.
- Remain in place until notified that race is over.

## REASONS TO DECLARE A FAULT

- Racer fails to pass on the proper side, or fails to cross a gate line with both ski tips and both feet.
- Racer continues on course after coming to a complete stop. (exception: SL)
- Racer fails to give way to an overtaking competitor at the first call.
- Racer behaves in an unsportsmanlike manner.
- Racer trains and/or inspects contrary to Jury instructions.
- Racer trains on a course closed to competitors.
- Racer accepts outside help in any form.



## GATE PASSAGE LINES IN SINGLE POLE EVENTS

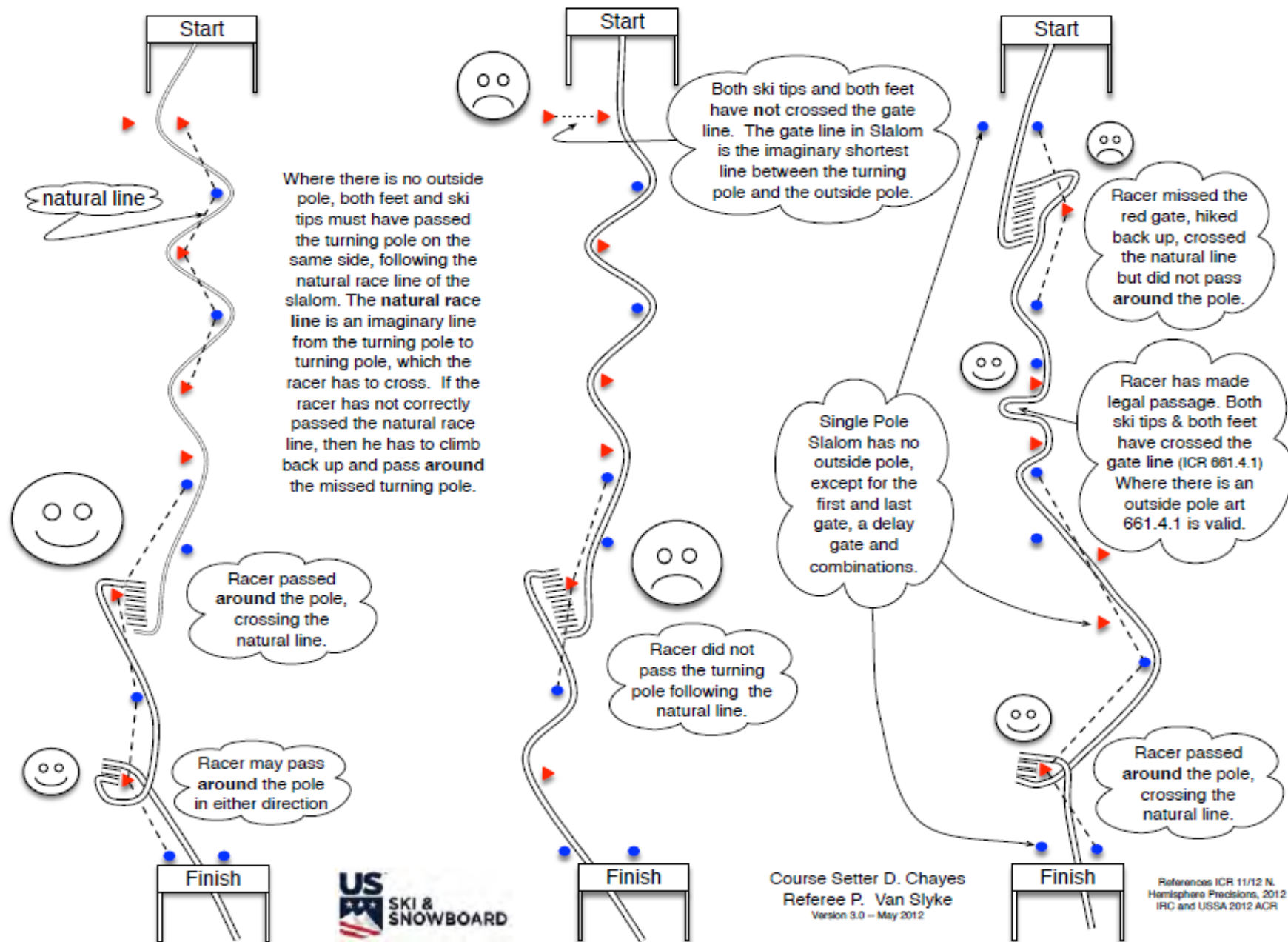
### WATCH THE SKI TIPS AND THE FEET

At each gate BOTH SKI TIPS AND BOTH FEET must cross the imaginary line joining the bases of the inside poles. They may cross from any direction to any direction (forward, backward, left, right, in and out the same side, etc.) and at any distance above the snow.



As long as BOTH SKI TIPS AND BOTH FEET cross the imaginary line, the racer is OK, even though:

- He knocks down one or all poles of a gate,
- He slides through the gate on some part of his body other than his feet,
- He enters and exits from the same side,
- He enters gates from a direction that differs from other racers,
- He passes through the gates out of their numerical order.
- In SL, he hikes back up through a gate, or loops around a missed turning pole.\*





### INSTRUCTIONS FOR THE GATE JUDGES

1. Upon arriving at your assigned gate(s) remove your skis and place them in a designated area.
2. Stand where you can best see all your gates while maintaining a position of maximum security. Most often you will be assisted in task 1 & 2 by your Section Chief, the Chief Gate Judge or the Technical Delegate.
3. Fill out the front of the card and then immediately draw a picture of your assigned gates. Draw the @ symbol to indicate your position. Mark all blue gates with a diamond ◇ symbol and all red gates with a circle ○ symbol.
4. Mark only faults (F) and note the racer's bib number – not start number – in the corresponding box.
  - a. Draw a detailed diagram of the fault on the pre-drawn gate picture.
  - b. Be prepared to explain all faults.
  - c. Do not discuss the fault with anyone except the Chief Gate Judge or Jury Members.
  - d. If you are a witness to a fault be prepared to attend a jury meeting and do not leave the finish area until dismissed by the Chief Gate Judge. This rule applies even if the fault occurs at a gate that you are not assigned (i.e. witness).
  - e. Do not record a fault if in doubt. Give the athlete the benefit of the doubt.
5. Record on the card the circumstances of any interference with a racer's run.
6. If a racer questions a Gate Judge or commits an error that might lead to disqualification the Gate Judge must communicate with the racer by saying, "go" or "back."
7. If necessary replace any gate poles and/or retie any gate flags until assistance from the Race Crew arrives.
8. Remain in place until your card is picked up by your Section Chief or the Chief Gate Judge.

• • • • • REMEMBER • • • • •

**BOTH SKI TIPS AND BOTH BOOTS MUST CROSS THE  
IMAGINARY LINE JOINING THE BASE OF THE POLES.**

### INSTRUCTIONS FOR THE GATE JUDGES

1. Upon arriving at your assigned gate(s) remove your skis and place them in a designated area.
2. Stand where you can best see all your gates while maintaining a position of maximum security. Most often you will be assisted in task 1 & 2 by your Section Chief, the Chief Gate Judge or the Technical Delegate.
3. Fill out the front of the card and then immediately draw a picture of your assigned gates. Draw the @ symbol to indicate your position. Mark all blue gates with a diamond ◇ symbol and all red gates with a circle ○ symbol.
4. Mark only faults (F) and note the racer's bib number – not start number – in the corresponding box.
  - a. Draw a detailed diagram of the fault on the pre-drawn gate picture.
  - b. Be prepared to explain all faults.
  - c. Do not discuss the fault with anyone except the Chief Gate Judge or Jury Members.
  - d. If you are a witness to a fault be prepared to attend a jury meeting and do not leave the finish area until dismissed by the Chief Gate Judge. This rule applies even if the fault occurs at a gate that you are not assigned (i.e. witness).
  - e. Do not record a fault if in doubt. Give the athlete the benefit of the doubt.
5. Record on the card the circumstances of any interference with a racer's run.
6. If a racer questions a Gate Judge or commits an error that might lead to disqualification the Gate Judge must communicate with the racer by saying, "go" or "back."
7. If necessary replace any gate poles and/or retie any gate flags until assistance from the Race Crew arrives.
8. Remain in place until your card is picked up by your Section Chief or the Chief Gate Judge.

• • • • • REMEMBER • • • • •

**BOTH SKI TIPS AND BOTH BOOTS MUST CROSS THE  
IMAGINARY LINE JOINING THE BASE OF THE POLES.**



### Gate Judges Card

Race: \_\_\_\_\_

Date: \_\_\_\_\_

Men ☐ Women ☐ Run # \_\_\_\_\_

DH ☐ GS ☐ SL ☐ SG ☐ AC/K ☐

Faults ☐ No Faults ☐

Gate No(s): \_\_\_\_\_

Date: \_\_\_\_\_

Name: \_\_\_\_\_

Cell: \_\_\_\_\_

Signature: \_\_\_\_\_



### Gate Judges Card

Race: \_\_\_\_\_

Date: \_\_\_\_\_

Men ☐ Women ☐ Run # \_\_\_\_\_

DH ☐ GS ☐ SL ☐ SG ☐ AC/K ☐

Faults ☐ No Faults ☐

Gate No(s): \_\_\_\_\_

Date: \_\_\_\_\_

Name: \_\_\_\_\_


Cell: \_\_\_\_\_

Signature: \_\_\_\_\_

Bib Number	Gate Number

Bib Number	Gate Number

## DIAGRAM




◆ - Blue    ○ - Red    @ - Your Location

Bib Number	Gate Number

Bib Number	Gate Number

## DIAGRAM



◆ - Blue    ○ - Red    @ - Your Location



# GATE JUDGE DIAGRAM CARD

◆ = Blue Flag      ○ = Red Flag      @ = Gatekeeper's position

Sample drawing of your gate(s)

Racer(s) # 5, 11, 18  
MISSED GATE # 8

Racer(s) # 23  
MISSED GATE # 9

Racer(s) # 25  
STRADDLED GATE # 7

FOR EVERY FAULT MAKE A DIAGRAM

## U.S. SKI & SNOWBOARD

### GATE JUDGES CARD

NO FAULTS ☐

FAULTS X

Men ☐

Women X

Run # 1

Gate(s) # 7,8,9

DH ☐

SL X

GS ☐

SG ☐

AC/K ☐

Date 7-1-16

Gate Judge (print full name) George G. Judge

Alternate Sally Standin Cell: ( 987 ) 654-3210 / 432-867-5309

For every racer who reaches your gates note the Bib # and mark the proper column

✓ or F. FOR EVERY FAULT ALSO MAKE A DIAGRAM.

✓ = Legally passed			F = Fault											
BIB NO.	OK	F	BIB NO.	OK	F	BIB NO.	OK	F	BIB NO.	OK	F	BIB NO.	OK	F
1	✓		21	✓										
2	✓		22	✓										
3	✓		23		F									
4	✓		24	✓										
5		F	25		F									
6	✓		26	SS										
7	✓		27	✓										
8	✓		29	✓										
9	✓		30	✓										
10	✓													
11		F												
12	✓													
13	✓													
14	✓													
15	✓													
16	✓													
17	✓													
18		F												
19	✓													
20	✓													

17-18

◆ = Blue Flag      ○ = Red Flag      @ = Gatekeeper's position

○ = Red Flag

@ = Gatekeeper's position

Racer(s) #

Racer(s) #

Racer(s) #

FOR EVERY FAULT MAKE A DIAGRAM

## GATE JUDGES CARD

NO FAULTS ☐

## FAULTS ☐

Men ☐

Women ☐

Run # \_\_\_\_\_ Gate(s) # \_\_\_\_\_

DH ☐ SL ☐ GS ☐ SG ☐ AC/K ☐ Date \_\_\_\_\_

Gate Judge (print full name) \_\_\_\_\_

Alternate \* \_\_\_\_\_ Cell: (     ) \_\_\_\_\_

For every racer who reaches your gates note the Bib # and mark the proper column

✓ or F. FOR EVERY FAULT ALSO MAKE A DIAGRAM.

✓ = Legally passed

---

**F = Fault**

[illegible]

```
*Mark Alternate at first racer
17-18
```

## REPORT BY THE REFEREE/PROCES VERBAL DU JUGE ARBITRE/PROTOKOLL DES SCHIEDSRICHTERS

[illegible]

**PROTESTS**  
**RECLAMATIONS**  
**PROTESTE**

<b>Place / Lieu / Ort</b>		<b>Country / Pays / land</b>		<b>Code x</b>	
<b>Name of event</b> <i>Nom de l'événement</i> Name der Veranstaltung				<b>Date</b> <i>Date</i> Datum	
<b>Category</b>		<b>Gender</b>		<b>Event</b>	
<b>Reasons for protest / Motifs de la réclamation / Gründe des Protestes</b>				<b>ICR References / Références RIS</b> Bezugsquellen IWO	
<b>Name of protester / Auteur de la réclamation / Verfasser des Protestes</b>					
<b>Function</b> <i>Fonction</i> Funktion	<b>Surname, First Name</b> <i>Nom de famille, Prénom</i> Familiennamen, Vorname	<b>Team</b> <i>Equipe</i> Mannschaft	<b>Date and time of submission</b> <i>Date et heure du dépôt</i> Datum und Zeit der Zustellung	<b>Payment of deposit</b> <i>Versement de la caution</i> Einzahlung des Betrages	
<b>Protest and deposit received by / Réclamation et caution reçues par / Protest und Betrag hinterlegt bei</b>					
<b>Function</b> <i>Fonction</i> Funktion	<b>Surname, First Name</b> <i>Nom de famille, Prénom</i> Familiennamen, Vorname	<b>Signature</b> <i>Signature</i> Unterschrift (please print and sign)			
<b>Date / Date / Datum</b>	<b>Signature of protester</b> <i>Signature de l'auteur de la réclamation</i> Unterschrift des Protestverfassers (please print and sign)				

## 2nd RUN START LISTS

### [621.11.2]

In competitions with two runs, the starting order for the second run is determined by the result list of the first run. A standard second-run start list reverses the fastest 30 competitors from the first run; this is the “bibbo”. **The Jury may choose to reverse 15 but they must announce this 1 hour prior to the start of the first run.**

The following steps should be followed in order to create a correct Second Run Start List:

1. Rank all first run competitors in time order.
2. Remove DSQ competitors from the field unless they are being given a provisional second run.
3. Break all ties, regardless of where they occur, by ranking the tied competitor(s) with the higher bib number(s) before the tied competitor(s) with the lower bib number(s).
4. Verify the number of competitors that are to be reversed (bibbo).
5. Check for a tie at the reversal position.
6. This will result in the lower bib number starting first and the racer with the fastest first run time starting 31/16 (with a 3-way tie at the reversal position, the racer with the fastest first run time would start 32/17, etc.)
7. Reverse correct number of competitors including ties, if applicable.
8. When ties occur elsewhere in the field other than in the reversed group, the tied racer(s) with the higher bib number(s) will start prior to the tied racer(s) with the lower bib number(s).

**NOTE: Due to space constraints, reverse 15 is illustrated.**

<u>1st RUN TIMES</u>		<u>1st RUN RESULTS</u>		<u>2ND RUN START LIST</u>		
<u>BIB</u>	<u>TIME</u>	<u>PL</u>	<u>BIB</u>	<u>TIME</u>	<u>ST</u>	<u>BIB 1<sup>st</sup> RUN TIME</u>
1	52.11	*** 1	7	49.63	<b>1</b>	<b>12 52.56 \</b>
2	51.56	2	4	49.71	<b>2</b>	<b>17 52.56 / TIE AT 15TH POSITION</b>
3	52.52	3	8	50.30	3	3 52.52
4	49.71	4	9	50.51	4	10 52.20
5	51.48	5	11	51.15	5	1 52.11
6	51.46	6	15	51.20	6	2 51.56
7	49.63	7	16	51.45	7	13 51.51
8	50.30	8	6	51.46	8	5 51.48
9	50.51	9	5	51.48	9	6 51.46
10	52.20	10	13	51.51	10	16 51.45
11	51.15	11	2	51.56	11	15 51.20
12	52.56	12	1	52.11	12	11 51.15
13	51.51	13	10	52.20	13	9 50.51
14	51.31 <b>DSQ</b>	14	3	52.52	14	8 50.30
15	51.20	<b>15T 17</b>	<b>52.56</b>	15	4	49.71
16	51.45	<b>15T 12</b>	<b>52.56</b>	<b>16</b>	<b>7</b>	<b>49.63 - FASTEST 1ST RUN TIME</b>
17	52.56	17	19	52.57	17	19 52.57
18	53.47	18T 20	53.47	18	20	53.47 \
19	52.57	18T 18	53.47	<b>19</b>	<b>18</b>	<b>53.47 / TIE OUTSIDE OF BIBBO</b>

20 53.47

\*\*\* NOTE that this is the racer's place not his bib number!



# PROGRAM

Date:	Site:	State:	Event:
		1. RUN	2. RUN
Radios:			
Jury Inspection:			
Referee/Assistant Referee:			
Course Setters (Names / Teams):			
Lift Open:			
Warm-up and Training Area:			
Inspection(one):			
Entry for Racers Closed:			
Photographers In Place:			
Entry for all Closed:			
Coaches in Place:			
No. of Forerunners: ( )	Start Time:		
Start Times:			
Start Interval(s):			
Preparation Breaks:		As needed	
Yellow Zones/Flags:	Places	Back to Start	
	1st		
	2nd		
	3rd		
Slip Crews:			
Intermediate Times:			
Awards Ceremony:			
Public Draw:			
		Name(s) / Team(s):	
Course Setter(s) Next Race:			
Next Team Captains' Meeting:			
Miscellaneous:			

# **TEAM CAPTAINS' MEETING MINUTES**

Team Captains' Meeting of			Race Code(s)		
Other Officials	Name-Surname	Nat	TECHNICAL DATA		
Chief of Course			Name of Course		
Start Referee			Start		
			m		
Finish Referee			Finish		
			m		
Chief of Timing			Vertical Drop		
			m		
Race Secretary			Homologation No.		
			Length	Factor	
			m	F:	
Forerunners					
A.			E.		
B.			F.		
C.			G.		
D.			H.		
Miscellaneous					
Signature of Race Secretary					

# CHECKLIST FOR TEAM CAPTAINS' MEETING

ICR ART.	AGENDA	CONTROL			NOTES
213/216	<b>1. Welcome / Introduction / Roll Call / Attendance List / Agenda</b>	1	2	3	FIS form
601.4 603.4 605	<b>2. Technical Part</b> • Appointment of jury • Appointment of course setters • Ratification of forerunners	<input type="checkbox"/>	<input type="checkbox"/>	<input type="checkbox"/>	WC and COC list  FIS
	• Classification WC and COC	<input type="checkbox"/>	<input type="checkbox"/>	<input type="checkbox"/>	
215/607 704 217/621 606.1/614.3.2 617.2.2/640-643 621.11	• Updating of entries • 1st training list and others • Drawing of lots • Wearing of start numbers • Rules for protests (15') • Start list of 2nd run	<input type="checkbox"/>	<input type="checkbox"/>	<input type="checkbox"/>	
222	• Report of the day by the O.C. • Report by the Technical Delegate • Report by the other members of the Jury	<input type="checkbox"/>	<input type="checkbox"/>	<input type="checkbox"/>	
213/704/804/904	• Review of the intended Programme - Weather forecast	<input type="checkbox"/>	<input type="checkbox"/>	<input type="checkbox"/>	
614.3.2	- Orientation of the courses in the area - Inspection of the course	<input type="checkbox"/>	<input type="checkbox"/>	<input type="checkbox"/>	
	- Course preparation	<input type="checkbox"/>	<input type="checkbox"/>	<input type="checkbox"/>	
613.1.3	- Medical services - Training course • Proposal of team captains • Final programme - First run on lift - Jury meeting at start or at finish	<input type="checkbox"/>	<input type="checkbox"/>	<input type="checkbox"/>	
219/619	- Time and place of prizegiving	<input type="checkbox"/>	<input type="checkbox"/>	<input type="checkbox"/>	
	• Distribution of radio equipment (Jury)	<input type="checkbox"/>	<input type="checkbox"/>	<input type="checkbox"/>	
216/220	<b>3. Administrative Part</b> • Accrediting of teams, officials, press, radio, TV, etc. • Lodging, meals, refreshments	<input type="checkbox"/>	<input type="checkbox"/>	<input type="checkbox"/>	Règlement WC & COC
	• Issuing and returning of start numbers	<input type="checkbox"/>	<input type="checkbox"/>	<input type="checkbox"/>	
	• Official statements/notice board	<input type="checkbox"/>	<input type="checkbox"/>	<input type="checkbox"/>	
	• Reimbursements	<input type="checkbox"/>	<input type="checkbox"/>	<input type="checkbox"/>	
	• Mailbox at the race office	<input type="checkbox"/>	<input type="checkbox"/>	<input type="checkbox"/>	
702.4	• Clothing check • Parking/lift facilities	<input type="checkbox"/>	<input type="checkbox"/>	<input type="checkbox"/>	
	• Opening hours of the race office	<input type="checkbox"/>	<input type="checkbox"/>	<input type="checkbox"/>	
	• Check on radio sets (PTT)	<input type="checkbox"/>	<input type="checkbox"/>	<input type="checkbox"/>	
	• Next meeting	<input type="checkbox"/>	<input type="checkbox"/>	<input type="checkbox"/>	
614.2.2 614.2.3	<b>4. Miscellaneous</b> • Interdiction to continue after a Gate Fault • Interdiction to continue after stopping	<input type="checkbox"/>	<input type="checkbox"/>	<input type="checkbox"/>	



### Guidelines Regarding Equipment Control and Equipment Protests at non-FIS Events

U.S. Ski and Snowboard has equipment standards that are imposed at all alpine events. Competition Equipment Rules can be found in the current Alpine Competition Guide and on the U.S. Ski & Snowboard website.

Equipment violations are subject to disqualification and other sanctions as determined by the Jury. The sanction may be against the individual competitor, or the competitor's coach if it is determined that he/she is complicit in the use of equipment known to be in violation of the rules.

1. Skis must be marked by the manufacturer with both the length and the radius. Unmarked skis will be grounds for disqualification.
2. At U.S. Ski & Snowboard scored alpine events, competition equipment will be subject to unannounced control.
3. At U.S. Ski & Snowboard non-scored technical events (GS and SL), equipment control will be dealt with only on a protest basis. However, the Jury cannot ignore obvious infractions.
4. In the case of all speed events (SG and DH, scored and non-scored) where the Jury has allowed control of equipment at the start for compliance, the athlete will not be allowed to start if their equipment does not meet the current marked specifications.
5. Unless a clear violation of equipment rules exists, e.g. no helmet, attached helmet camera, missing or broken ski brakes, missing or broken basket on a ski pole, etc., the Start Referee must not refuse an athlete's right to start. An athlete in a non-FIS event is also allowed to personalize their helmet with the application of bling, stickers, helmet camera mount, etc.
6. The Start and Finish Referees' responsibility to monitor equipment and communicate to the Jury is critical in this process and should be reviewed by the TD at each event. TD instructions to these individuals must be clear. It is essential that the Start and Finish Referee communicate with and report their findings to the competition Jury.

Guidelines for Equipment Protests at any non-FIS event: The specifics for handling an equipment protest will be subject to TD and Jury protocol. Instructions must be clearly conveyed to the Team Captains.

1. The athlete must compete or intend to compete on the suspect equipment.
2. The Coach or Team Captain who observes the equipment that is suspect must alert the Start Referee of his imminent intention to protest the equipment being used by that competitor.
3. The Coach or Team Captain must formalize the protest, at the end of the run, with the written protest and the \$100 (one hundred USD) protest fee.
4. If the athlete has started, the Start Referee alerts the Finish Referee and the Jury, that there is a pending protest against equipment. The equipment must be evaluated or confiscated for evaluation when the competitor arrives in the finish.
5. Finish Referee should stop the competitor with suspect equipment and confiscate the suspect equipment pending the filing of the formal protest and Jury review. Confiscation should be witnessed, and third-party access to the confiscated equipment must be avoided.
6. Equipment protests cannot be considered or accepted if the suspect equipment has left the finish area.
7. If approved testing devices are available, or compliance can be confirmed by checking the manufacturer's marks, the Jury will then evaluate the equipment and render a decision regarding the equipment. The decision of the Jury shall be final.
8. If approved testing devices are not available, or the Jury is unable to reach a consensus, the Jury must seal and ship the equipment to the U.S. Ski & Snowboard National Office for evaluation. U.S. Ski & Snowboard's decision shall be final.
9. The Jury will use the \$100 (one hundred USD) protest fee to cover the initial shipping costs. The losing party will be charged by U.S. Ski & Snowboard for all expenses related to shipping and testing. Reimbursement must be submitted within 10 (ten) working days of notice of U.S. Ski & Snowboard's decision.

Acceptable equipment control devices for non-FIS event alpine equipment evaluation include:

- Reliable Racing stand height calipers
- FIS-approved equipment-testing devices

**JURY STUDY PROBLEMS – ALPINE**  
**DECISIONS MUST BE SUPPORTED BY RULE REFERENCES**

1. A member of the Jury is advised several athletes are allegedly engaging in illegal activities in the ski area parking lot. What options are available to the Jury? What if the activities are taking place in the OC-assigned training/warm-up area? What if the activities are taking place in the official headquarters? Does due process need to be considered?
2. A competitor misses a Slalom gate just before crossing the finish line but quickly stops, hikes back up, completes passage and crosses the finish line a second time. What is the competitor's status? What if the competitor makes an attempt to stop *prior* to crossing the finish line but is unsuccessful? What should the Finish Referee do? What should the manual timekeepers do? What is the decision of the Jury? If the event was a Giant Slalom, would this affect the Jury's decision?
3. Several low-point competitors are entered and represented for both the first and second day of Downhill Training. Due to force majeure, they are not available to start until the third day, but due to weather conditions, the third day of training is canceled. What options are available to the Jury?
4. At a U.S. Ski & Snowboard non-FIS event, a Team Captain advises the Start Referee he will be filing a protest against a competitor's equipment. As a Jury, discuss how this type of situation should be addressed: 1) Prior to the start of the event; 2) Upon notification of pending protest. Discuss procedures: 1) Control and inspection of equipment; 2) Requirements that must be met in order to make an on-site decision. If an on-site decision cannot be made: 1) What action must the Jury take? 2) Who bears the costs? Is there a difference in procedures for: 1) U.S. Ski & Snowboard scored events; 2) U.S. Ski & Snowboard non-scored events? When should a Start Referee not allow a competitor to start? Is there a difference in procedures for a FIS event?
5. At a scored non-FIS event, Team Captains have been advised that competitors who did not finish or who were disqualified in the first run will be allowed to take a second run at the end of the field; there are a total of 15 competitors who fall into these categories. During the second run, numerous delays occur and adequate daylight is now an issue. What can the Jury do?
6. At a last-chance qualifier, the Team Captains and athletes stay on the hill to roll fencing and B-net; the Official Notice Board is also dismantled. The Referee finalizes the Report by the Referee, writes down names of disqualified competitors but apparently documents Start #'s instead of Bib #'s. The names of the disqualified athletes are announced; information is relayed to the Team Captains as best as possible. No protests are filed.  
  
Race Administrator receives the original Report of the Referee and immediately notices the inconsistency and contacts the Technical Delegate for guidance: What do I use - Start # or Bib #? The Technical Delegate tells her to use the Start #'s which changes the names of the disqualified athletes. The following day, the results are posted online and the Team Captains immediately notice the discrepancy between what was announced and what has been documented. What option is available to the Jury? What options are available to the Team Captains for the affected competitors? What option is available to the Technical Delegate?
7. A non-scored, one-run GS is completed before noon and is followed by a non-scored one-run SL. Late in the 1<sup>st</sup> run of the GS, an athlete falls at the last gate and takes out the timing eyes; 5 more athletes start and finish before the eyes are re-aligned and rather than verify that hand times are available for them, all athletes are sent to the start for provisional reruns. Upon inspection of the timing documents, the TD notices the following: Valid hand times are available for 2 of the athletes, 1 hand time is showing an extremely long running time (possible recording error), and because Finish personnel were trying to realign the eyes, there are no hand times for the first 2. Replacement times are calculated for 2 of the athletes and rerun times are assigned to the remaining 3. A protest is subsequently filed because one of the athletes, due to the course set and acting on the advice of his coach, took his rerun on race-ready SL skis instead of his previously used GS skis. Is the protest valid? What does your Jury decide?
8. A U.S. Ski & Snowboard-scored Championship SL is complete, official results have been signed and the TD has completed and submitted his report. The morning after the event, U.S. Ski & Snowboard is contacted because one of the podium finishers had reviewed his race video the previous evening and noticed he'd straddled. What options are available to the Jury? What options are available to the Technical Delegate?
9. Following expiration of the 1<sup>st</sup> Run protest period, an athlete and his coach approach the Jury. They report that the athlete did commit a gate fault and should have been disqualified. What options are available to the Jury?

10. During the competition, the wind increases and the panels are blowing up the hill. What are the appropriate methods for dealing with this problem?
11. In a slalom race, “Athlete A” falls and starts hiking. “Athlete B” approaches so “Athlete A” yields. Just prior to passing “Athlete A”, “Athlete B” falls and he is now hiking; “Athlete B” never passes “Athlete A”. Can “Athlete A” re-enter the course and continue his run? If “Athlete B” abandons the course after passing “Athlete A”, can “Athlete A” then re-enter the course?
12. Both Ladies’ and Men’s SL courses are set, but due to the width of the finish, the last gate is common to both courses. The OC has 5 forerunners available; 3 of them miss the last gate and continue out of the arena without stopping. The Technical Delegate (at the finish) and the Chief of Race (mid-point) discuss the issue over an open Jury channel; all conversations are audible in the start area. The decision is made to smooth the incorrect track and start the event. Several first-seed racers are noticed hesitating upon approach and subsequently taking the wrong gate line and are marked for disqualification. What steps may have been missed? What could the Technical Delegate have done? What could the Jury have done? Are any options available to the Jury?
13. An athlete leaves the start more than 5 seconds before “GO”. What is the athlete’s status? Does the fact that the athlete has gained no advantage by starting early have any effect on this decision? Defend your answer.
14. In a U.S. Ski & Snowboard-sanctioned GS, an athlete loses a ski after completing the third gate before the finish and while initiating the turn into the second gate. What is the athlete’s status? Is there a difference between U.S. Ski & Snowboard ACR and FIS ICR?
15. It is determined that several competitors were not wearing assigned bibs as listed on the official Start List. How could the Assistant Starter have helped to address this prior to it becoming a problem? What is the first question that the Jury must ask? Is DSQ mandatory?
16. The gate judge card reveals an athlete straddled the last gate. Two reliable witnesses say they saw the straddle. The athlete and her coach are sure she had clear passage; the video is not clear. They protest the DSQ. The Chief of Race is the girl’s father. What is the proper way to handle this? What if the girl’s father is the TD?
17. The men’s second run slalom is set and inspected. The ladies’ course is being set as the men’s race begins. The last gate of the ladies’ course is set in close proximity to the men’s final gate. Male athlete number 6 makes it down and skis the last gate between the outside pole of his course and the pole of the girl’s gate, mistaking it for the final gate. There was nothing wrong with the men’s course (i.e. the final gate was properly directing them to the finish and had both poles set). There was no time to stop before the finish, so the competitor went across the finish line. Subsequently, the girl’s gate was removed completely. There were no other DSQ’s at that spot. The competitor protests that he had an unfair disadvantage due to the fact that the gate was in place for his run but removed for others. What should the Jury decide? What rule numbers apply?
18. For a multi-day event, the OC has only scheduled one Team Captains’ meeting for the evening prior to the first competition. The plan is that the RA will conduct computer-generated draws for the first seed and for those competitors without points. The daily Program, as well as the Start List will then be available online. What rules address this issue? What problems could be encountered if this procedure is allowed?
19. A first-year U16 timidly approaches the start. The starter tells her to relax and just “go to the right side of the gate”. Instructions, if any, should have been “go to the correct (or left) side of the gate”. Athlete is disqualified and a protest is filed. What is your Jury’s decision?
20. You arrive at a venue and find the Race Organizers have 3 types of B-Net available: Barry, Alpina Sheer Pole and Reliable. Describe the best way to install each type of net. Which of these types of net would best be placed on the inside (closest to the race line)? Why? How much overlap should there be on each type? Can the rows of B-Net be closer than the standard 2 meters?
21. After the first day of Downhill Training, a request is made to allow additional entries because the estimated Penalty is not going to benefit the majority of the field. How should the Jury address this issue? If it is discovered that an individual who has been forerunning has very low points, should he be allowed to become a competitor in this event?

**PLEASE DISCUSS SPECIFIC PROBLEMS THAT HAVE OCCURRED IN YOUR AREA.**